

Cite this: *Catal. Sci. Technol.*, 2022, 12, 4544

## Single- and double-bridged PNP ligands in chromium-catalysed ethylene oligomerisation†

Quintin Lo,<sup>a</sup> Dominic Pye,<sup>a</sup> Sami Gesslbauer,<sup>a</sup> Ying Sim,<sup>b</sup> Felipe García,<sup>id bc</sup> Andrew J. P. White<sup>a</sup> and George J. P. Britovsek<sup>id \*a</sup>

Several PNP-type diphosphine ligands have been synthesised and characterised, featuring a single or a double N-bridge between the P-donor atoms. PNP ligands **1** and **2** containing diazaphospholane donors have been prepared and reaction with  $[\text{CrCl}_3(\text{thf})_3]$  results in coordination in a bidentate fashion to give dinuclear complexes  $[(\mathbf{1})\text{CrCl}_3]_2$  and  $[(\mathbf{2})\text{CrCl}_3]_2$  which have been characterised by scXRD analysis. *In situ* prepared catalysts using ligands **1** and **2** provide good activities and selectivities for the tri- and tetramerisation of ethylene reaching 35% 1-hexene and 61% 1-octene at  $5400 \text{ g g}^{-1}$  per Cr per h in the case of **1**, and 42% 1-hexene and 55% 1-octene at  $17000 \text{ g g}^{-1} (\text{Cr}) \text{ h}^{-1}$  in the case of **2**, comparable to standard  ${}^i\text{PrN}(\text{PPh}_2)_2$ -type ligands under similar conditions. Chromium-catalysed ethylene oligomerisations with a doubly N-bridged cyclophosphazane ligand (**4**) result in a Schulz-Flory distribution of  $\alpha$ -olefins with relatively low  $\alpha$  values of 0.42 and 0.52. Computational studies using DFT on mononuclear chromium complexes of ligands **1** and **2** have shown that the binding of ethylene is favoured in these complexes compared to the benchmark PNP ligand  ${}^i\text{PrN}(\text{PPh}_2)_2$  and that the oligomerisation mechanism involves both single and double ethylene insertions.

Received 22nd March 2022,  
Accepted 30th May 2022

DOI: 10.1039/d2cy00550f

rsc.li/catalysis

## Introduction

Linear  $\alpha$  olefins (LAOs, or 1-alkenes) are important building blocks for the chemical industry that find extensive use for example as co-monomers in olefin polymerisation and as intermediates to detergents, lubricants, and plasticisers.<sup>1–3</sup> Global consumption of LAOs is currently more than 6 million tonnes *per annum* and this increases annually.<sup>4</sup> LAOs such as 1-hexene and 1-octene are high value products used predominantly as co-monomers in polyethylene production (LLDPE). As a result, there is much attention focused on selective ethylene trimerisation and tetramerisation catalysed by metal complexes that can afford these valuable intermediates in high yield.<sup>1,5–9</sup> A great deal of experimental and theoretical studies have been carried out on the Cr/PNP/MAO class of catalysts (PNP = diphosphinoamine, MAO =

methylaluminoxane), first reported for selective trimerization by Wass and co-workers.<sup>10</sup> These PNP ligands of type **A** in Fig. 1 are also capable of high tetramerisation selectivity and have been developed into a commercial process by Sasol.<sup>11–14</sup>

A metallacyclic mechanism is generally invoked for chromium-catalysed trimerisation and tetramerisation reactions.<sup>14–18</sup> Detailed mechanistic studies have been hampered due to the paramagnetic nature of both the pre-catalyst and the active species, and many questions still remain regarding the finer details of the reaction mechanism and the exact nature of the active species, despite considerable spectroscopic and computational efforts in

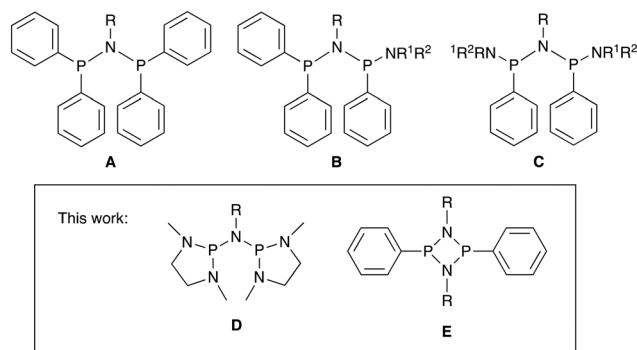


Fig. 1 PNP-type ligand classes A–E used for chromium-catalysed ethylene oligomerisation.

<sup>a</sup> Department of Chemistry, Imperial College London, Molecular Sciences Research Hub, White City Campus, 82 Wood Lane, London W12 0BZ, UK.

E-mail: g.britovsek@imperial.ac.uk

<sup>b</sup> Division of Chemistry & Biological Chemistry, NTU, 21 Nanyang Link, 637371, Singapore

<sup>c</sup> Departamento de Química Orgánica e Inorgánica, Facultad de Química, Universidad de Oviedo, Julián Clavería 8, 33006 Oviedo, Spain

† Electronic supplementary information (ESI) available: Materials and methods, synthetic procedures, NMR, details for DFT calculations and XRD analysis. All computational results are collected in the repository. CCDC 2108180, 2108181 and 2115885. For ESI and crystallographic data in CIF or other electronic format see DOI: <https://doi.org/10.1039/d2cy00550f>



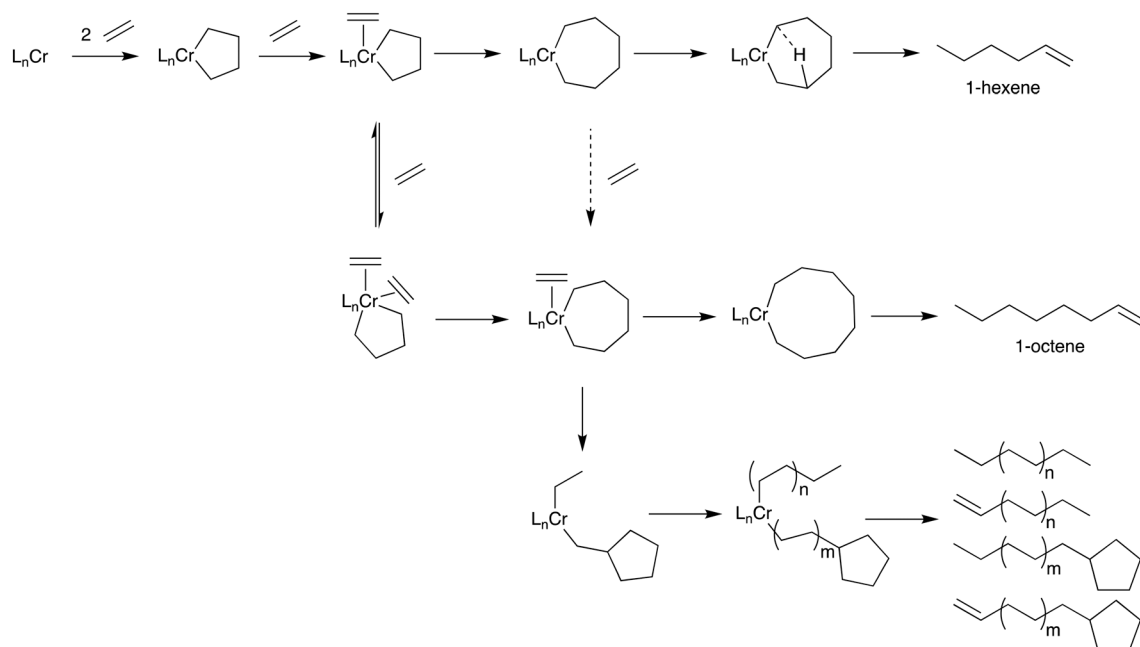
recent years.<sup>19–26</sup> Our previous experimental and theoretical studies on PNP chromium catalysts has led to a mechanistic model which invokes a competition between mono-ethylene and bis-ethylene coordinated chromacyclopentane complexes, leading to both single and double ethylene insertion pathways (Scheme 1).<sup>27,28</sup> 1-Hexene results from a mono-ethylene intermediate and a bis-ethylene complex leads to 1-octene, with only a minor contribution from the dashed pathway in Scheme 1. This model is able to explain the preferred formation of 1-octene over 1-hexene in tetramerisation catalysts, especially at higher pressures, and also accounts for the formation of various alkyl cyclopentane and alkane side products (see Scheme 1). Additionally, we have expanded the mono- versus bis-ethylene model to other non-PNP catalyst systems to show how metallacycles can lead to alternating LAO distributions where  $\alpha$ -olefins formed from an odd number of ethylene units ( $n = 1, 3, 5, \text{etc.}$ ) are significantly less abundant than the even-numbered oligomers such as 1-butene ( $n = 2$ ), 1-octene ( $n = 4$ ), and 1-dodecene ( $n = 6$ ).<sup>4,29,30</sup>

Many attempts using a variety of bidentate ligand sets have been made to improve selectivity in ethylene oligomerisation.<sup>6,31–33</sup> While 1-hexene selectivities of >95% are generally easily obtained, only modest improvements in 1-octene selectivity have been achieved so far and there appears to be an upper limit of approximately 70–80% selectivity for 1-octene.<sup>13</sup> We are interested in the role of the ligand in this oligomerisation process, especially why so many different and diverse ligand structures give similar results in terms of selectivity and what the requirements for improvements in selectivity are. Most PNP ligands investigated so far contain aryl substituents at the

phosphorus donors. Some exceptions are dialkyl phosphine derivatives,<sup>34–36</sup> phospholyl derivatives,<sup>37</sup> and the amino-substituted derivatives **B** and **C** in Fig. 1 reported by Rosenthal and co-workers.<sup>38,39</sup>

The first step in the oligomerisation process is an oxidative cyclisation of two ethylene monomers by a low valent chromium(i) species to form a chromium(iii) cyclopentane complex (Scheme 1).<sup>25</sup> According to our previous computational studies, the next step, which is key for high selectivity to 1-octene over 1-hexene, is the coordination of two more ethylene units and a double insertion in the Cr–C bond of the metallacyclopentane complex, without elimination of 1-hexene during this process. Considering that the binding of ethylene to a metal centre relies heavily on back donation from the metal, we reasoned that an increase in the Lewis basicity of the phosphorus donors of the PNP ligand should increase the ethylene affinity of the chromium centre and thus increase selectivity towards 1-octene. Furthermore, it has been shown that the 1-octene/1-hexene ratio is sensitive to ligand sterics and bulky ligands tend to favour 1-hexene formation.<sup>1,33</sup>

Inspired by Verkade's classic superbasic phosphatranes,<sup>40,41</sup> and the basic properties of amino-substituted phosphines  $\text{P}(\text{NR}_2)_3$ ,<sup>42,43</sup> we have prepared two new PNP ligands with amine rather than the phenyl substituents. The first class involves ligands of type **D** featuring sterically unencumbered diazaphospholane donors, and the second type **E** involves a doubly N-bridged cyclodiphosphazane unit (Fig. 1). The coordination chemistry of PNP ligands of type **D** has been little explored so far.<sup>44</sup> We have investigated the coordination chemistry with  $[\text{CrCl}_3(\text{THF})_3]$  and their application in ethylene



Scheme 1 Ethylene oligomerisation via a metalacyclic mechanism.

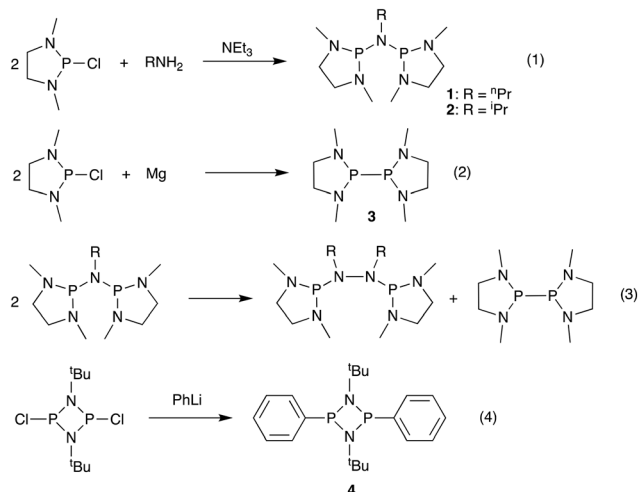


oligomerisation. Computational studies have been carried out using DFT to study the effect of these ligands on the binding of ethylene and subsequent barriers to insertion and product formation.

## Results and discussion

The synthesis of the diphosphinoamines **1** and **2**, adapted from a procedure published by Scherer and Wokulat, involved reaction of the chlorodiaminophosphine precursor with the appropriate amine (see eqn (1) (Scheme 2) and ESI† for details).<sup>45</sup> The products were purified by distillation and analysis by <sup>31</sup>P NMR showed a singlet at 112.3 ppm for the *N*-propyl ligand **1** and at 109.6 ppm for the *N*-isopropyl ligand **2**, close to the value of 105.4 ppm reported for a similar *N*-methyl derivative.<sup>46</sup> However, for both compounds **1** and **2**, additional small signals were seen in the NMR spectra. In the <sup>31</sup>P NMR spectrum of ligand **1**, two additional singlets were present at 115.6 ppm (~6%) and at 122.0 ppm (~2%), and in the case of ligand **2** at 115.6 ppm (~10%) and at 122.0 ppm (~3%). These by-products could not be removed by repeated distillation. VT <sup>31</sup>P NMR studies for both **1** and **2** over the temperature range from -80 to 100 °C showed no change in the ratio between the three signals, confirming there is no equilibrium between these three species (see Fig. S14 and S15†). A rearrangement of PNP to PPN ligands was first considered, similar to that seen for other PNP and PNP ligands,<sup>47–52</sup> but this was not consistent with the singlets observed in the <sup>31</sup>P NMR spectra. The signal at 115.6 ppm, which was common to both **1** and **2**, was identified as the P–P bridged diphospholane compound [(CH<sub>2</sub>)<sub>2</sub>N(CH<sub>3</sub>)<sub>2</sub>P]<sub>2</sub> (**3**) which was prepared by independent synthesis through reduction of 2-chloro-1,3-diazaphospholane with magnesium (eqn (2) (Scheme 2)).<sup>53,54</sup> We therefore propose that a redistribution takes place during the distillation process, whereby two PNP ligands react to give a P–P bridged diphospholane and a PNNP diphosphinohydrazine as shown in eqn (3). The mechanism for this process has not been investigated but may involve radical intermediates as diphospholanes are known to undergo homolytic P–P bond cleavage,<sup>55</sup> and form stable phosphinyl radicals with sterically hindered *N*-substituents.<sup>53,54,56</sup> The cyclodiphosphazane **4** was synthesised by reacting the chloro precursor [ClP(μ-*n*Bu)]<sub>2</sub> (ref. 57) with phenyl lithium (eqn (4) (Scheme 2)). Spectroscopic analysis by <sup>31</sup>P NMR showed a single isomer at 155.4 ppm, which we presume is the thermodynamically favoured *cis* isomer.<sup>58</sup>

The addition of **1** and **2** to [CrCl<sub>3</sub>(THF)<sub>3</sub>] in toluene led to the formation of blue solutions from which dark blue PNP chromium(III) chloride complexes [(**1**)CrCl<sub>3</sub>]<sub>2</sub> and [(**2**)CrCl<sub>3</sub>]<sub>2</sub> could be isolated cleanly in good yields (eqn (5)). Analysis of the paramagnetic complexes by single crystal XRD showed the formation of chloro-bridged dinuclear complexes [(**1**)CrCl<sub>3</sub>]<sub>2</sub> and [(**2**)CrCl<sub>3</sub>]<sub>2</sub>, similar to other PNP chromium trichloride complexes (Fig. 2).<sup>51,59</sup> Little structural difference is seen in the *n*-propyl *versus* the isopropyl complex. The axial Cr–P



Scheme 2 Synthesis and redistribution reactions of PNP ligands.

bond lengths are all significantly longer than the equatorial ones (*cf.* 2.5015(11) Å *vs.* 2.4134(10) Å for complex [(**2**)CrCl<sub>3</sub>]<sub>2</sub>), which is also seen in similar complexes containing the R-PNP ligand **A** (Fig. 1).<sup>51</sup> The equatorial Cr–P bonds in [(**1**)CrCl<sub>3</sub>]<sub>2</sub> and [(**2**)CrCl<sub>3</sub>]<sub>2</sub> are both shorter than in the <sup>i</sup>Pr-PNP chromium complex,<sup>51</sup> *cf.* 2.450(5) Å *vs.* 2.4187(8) Å and 2.4134(10) Å, presumably a consequence of the increased basicity at phosphorous and the reduced steric hindrance. The reaction of **4** with [CrCl<sub>3</sub>(THF)<sub>3</sub>] in toluene resulted in a dark purple solid product after evaporation of the solvent, but no complex could be isolated, most likely due to the formation of a coordination polymer. Previous studies on the coordination behaviour of type E ligands have shown that these cyclodiphosphazanes normally act either as monodentate or as bridging ligands between two metals, but never as bidentate ligands coordinating to a single metal.<sup>60,61</sup>

### Ethylene oligomerisation

The PNP ligands were used in combination with [CrCl<sub>3</sub>(THF)<sub>3</sub>] as catalysts for ethylene oligomerisation, using MAO as the co-catalyst (Table 1). The catalyst systems prepared from ligands **1** and **2** show good activities and selectivities for the formation of 1-hexene and 1-octene at room temperature and 20 bar ethylene pressure, but are less active than the benchmark catalyst containing the <sup>i</sup>PrN(PPh<sub>2</sub>)<sub>2</sub> ligand under similar conditions (run 10). The selectivity for 1-octene is slightly better for ligand **1** compared to **2**, but both are lower than <sup>i</sup>PrN(PPh<sub>2</sub>)<sub>2</sub>. The selectivity to 1-octene improves with ethylene pressure and decreases somewhat with temperature from 20 to 50 °C. Overall, the product spectrum for **1** and **2** looks comparable to that obtained with the <sup>i</sup>PrN(PPh<sub>2</sub>)<sub>2</sub> ligand, with less C<sub>10</sub> and C<sub>10+</sub> side-products being obtained, but more solid PE formation. A comparison between the *in situ* prepared catalyst system with the preformed complex [(**2**)CrCl<sub>3</sub>]<sub>2</sub> under the same conditions



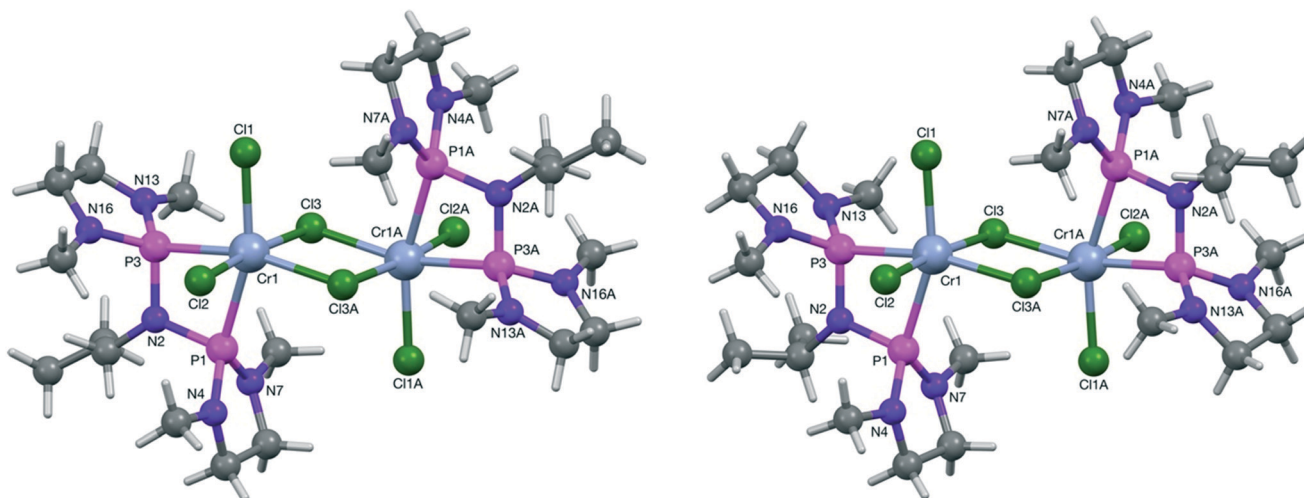
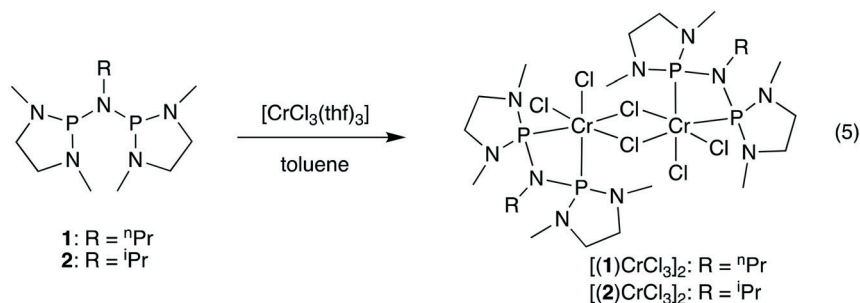


Fig. 2 Synthesis and molecular structures of complexes [(1)CrCl<sub>3</sub>]<sub>2</sub> and [(2)CrCl<sub>3</sub>]<sub>2</sub>.

Table 1 Ethylene oligomerisation results with chromium PNP catalysts and MAO

#	Cat. <sup>a</sup>	P bar	Temp. °C	Olig. g	PE yield g	Prod. g g <sup>-1</sup> (Cr) h <sup>-1</sup>	C <sub>6</sub> <sup>b</sup> mol%	C <sub>8</sub> mol%	C <sub>10</sub> <sup>c</sup> mol%	C <sub>10+</sub> mol%	α
1	1/Cr	3	21	0.32	0.81	1088	66.0	25.4	1.8	0	
2	1/Cr	20	21	3.97	1.68	5432	34.9	61.4	0.6	0.6	
3	1/Cr	20	50	8.39	1.40	9413	39.3	57.8	0.8	0.3	
4	2/Cr	3	21	0.45	1.47	1842	43.1	35.5	0.5	0	
5	2/Cr	20	21	15.9	2.10	17 307	42.2	55.2	0.8	0.2	
6	2/Cr	20	50	16.8	1.30	18 076	43.1	53.8	0.8	0.4	
7	[(2)CrCl <sub>3</sub> ] <sub>2</sub>	20	22	15.8	1.12	16 269	76.1	21.2	1.4	0.4	
8	4/Cr	10	24	19.0	1.21	19 432	30.2	15.8	8.6	9.8	0.52
9	4/Cr <sup>d</sup>	20	24	5.87	0.22	23 423	32.9	15.8	7.2	6.3	0.42
10	A/Cr <sup>e</sup>	20	30	6.46	0.41	26 441	19.5	67.5	5.4	7.6	

<sup>a</sup> Conditions: catalyst prepared *in situ* from 20 μmol PNP ligand and 20 μmol [CrCl<sub>3</sub>(THF)<sub>3</sub>]; MAO 500 equiv.; 100 ml toluene; 60 min. <sup>b</sup> C<sub>6</sub> denotes 1-hexene and C<sub>8</sub> denotes 1-octene. <sup>c</sup> C<sub>10</sub> includes 1-decene, internal and branched decenes. <sup>d</sup> Catalyst prepared *in situ* from 5 μmol PNP ligand 4 and 5 μmol [CrCl<sub>3</sub>(THF)<sub>3</sub>]; MAO 500 equiv.; 100 ml toluene; 60 min. <sup>e</sup> Data taken from ref. 27; conditions: 10 μmol <sup>i</sup>PrN(PPh<sub>2</sub>)<sub>2</sub> (A) and 10 μmol [CrCl<sub>3</sub>(THF)<sub>3</sub>]; MAO 300 equiv.; 100 ml toluene; 30 min.

showed a similar productivity, but a shift in the product distribution to favour the formation of 1-hexene. The origin of this shift is unclear at this stage.

Interestingly, oligomerisation experiments with the cyclodiphosphazane ligand 4 yielded a Schulz–Flory distributions of 1-alkenes, with α values of 0.52 at 10 bar and 0.42 at 20 bar (less catalyst was used in the latter case). These results indicate that the binding of ligand 4 in the active catalyst is likely to be different compared to the <sup>i</sup>PrN(PPh<sub>2</sub>)<sub>2</sub>

ligand. As discussed previously, these ligands normally act either as monodentate or as bridging ligands between two metals.<sup>60,61</sup>

## Computational studies

The PNP ligands 1 and 2 form, upon reaction with [CrCl<sub>3</sub>(THF)<sub>3</sub>], dinuclear chloro-bridged chromium(III) complexes. Upon activation with MAO, these PNP/Cr catalysts



have shown up to 61% selectivity for 1-octene in the oligomerisation of ethylene. While the catalytic activity is somewhat lower compared to the benchmark  $^i\text{PrN}(\text{PPh}_2)_2$  catalyst, it is remarkable that the product spectrum obtained with these ligands **1** and **2** is not significantly different, despite the very different ligand properties in terms of steric requirements and basicity. In order to understand these electronic and steric differences, we have carried out a DFT investigation, using ligand **2**. The same method (M06L) and basis sets were employed that we have used previously for other PNP ligands so that results can be directly compared (see ESI†).<sup>27,28,62,63</sup>

Upon addition of MAO to the Cr(III) precursor complex containing ligand **2**, reduction to a PNP-Cr(I) species is believed to occur as a result of halide/alkyl exchange and abstraction reactions, combined with reductive elimination. Our previous studies have indicated that a Cr(I)–Cr(III) cycle is more likely than a Cr(II)–Cr(IV) cycle.<sup>62</sup> Thus, the reaction pathway starts from the bis(ethylene) complex Cr(I) complex  $[(2)\text{Cr}(\text{C}_2\text{H}_4)_2]^+$  (**I**), (Fig. 3), which is generally believed to be the active species in these reactions.<sup>25</sup> Complex **I** undergoes oxidative coupling *via* **TSI-II** to the metallacyclopentane complex **II**, with a barrier of +9.3 kcal mol<sup>-1</sup>, smaller but similar in magnitude as 11.9 kcal mol<sup>-1</sup> for the MeN(PPh<sub>2</sub>)<sub>2</sub>/Cr system.<sup>63</sup> More likely in this case, coordination of a further ethylene monomer to complex **I** to give  $[(2)\text{Cr}(\text{C}_2\text{H}_4)_3]^+$  (**III**) takes place first, which is most stable in the quartet spin state (**4III**) as shown by the blue route (the PNP ligand has been omitted for clarity). The sextet spin state was also calculated for **I** and **III**, but these were found to be higher in energy by +0.5 and +6.2 kcal mol<sup>-1</sup>, respectively. There are a number of interesting differences between ligand **2** when comparing the energies with the previously calculated MeN(PPh<sub>2</sub>)<sub>2</sub> ligand, using the same DFT method and basis sets.<sup>63</sup> The coordination of the third ethylene to give **4III**

leads to a stabilisation of -10.4 kcal mol<sup>-1</sup> relative to the bis(ethylene) starting complex, which is significantly greater than the stabilisation of less than 1 kcal mol<sup>-1</sup> calculated for  $[(\text{MeN}(\text{PPh}_2)_2)\text{Cr}(\text{C}_2\text{H}_4)_3]^+$ .<sup>63</sup> The increased affinity of the metal centre to bind ethylene is likely due to the basicity of the phosphine donors in ligand **2** and possibly also due to the reduced steric hindrance. Oxidative coupling of two ethylene moieties in **4III** leads to the metallacyclopentane complex **IV** *via* **TSIII-IV** with a barrier of 9.6 kcal mol<sup>-1</sup> (blue route). Intermediate **IV** either undergoes ethylene insertion *via* **TSIV-V** (+10.7 kcal mol<sup>-1</sup>) to the metallacycloheptane species **V**, or binds another ethylene to give the bis(ethylene) metallacyclopentane complex **VII**. This coordination of a second ethylene is favourable by -3.6 kcal mol<sup>-1</sup>, compared to +1.3 kcal mol<sup>-1</sup> for the MeN(PPh<sub>2</sub>)<sub>2</sub>/Cr system.<sup>63</sup> The  $\beta$ -H transfer process from intermediate **V** has a modest barrier of approximately 10 kcal mol<sup>-1</sup>, which leads to the intermediate Cr(I)-hexene complex **VI** that ultimately releases 1-hexene.

The metallacyclopentane intermediate **VII** with two coordinated ethylene units is stabilised by -3.6 kcal mol<sup>-1</sup> relative to the mono(ethylene) complex **IV**. At higher ethylene pressures, **VII** will likely be the dominant intermediate, leading to the formation of 1-octene *via* a double ethylene insertion pathway (Fig. 4). The first ethylene insertion from **VII** to intermediate **VIII** occurs *via* **TSVII-VIII** with a modest barrier of +8.5 kcal mol<sup>-1</sup> (*cf.* +10.9 kcal mol<sup>-1</sup> for MeN(PPh<sub>2</sub>)<sub>2</sub>/Cr).<sup>63</sup> Note that this barrier is lower than for the mono(ethylene) complex **IV** (+10.7 kcal mol<sup>-1</sup>). Due to the increased flexibility of the metallacycloheptane ring in **VIII** and the various coordination modes of the coordinated ethylene ligand, this intermediate exists as a number of energetically closely related isomers with different agostic interactions, the lowest of which is found at -38.7 kcal mol<sup>-1</sup>. The second ethylene insertion shows a slightly lower barrier (+7.9 kcal mol<sup>-1</sup>) than the first, and leads to the

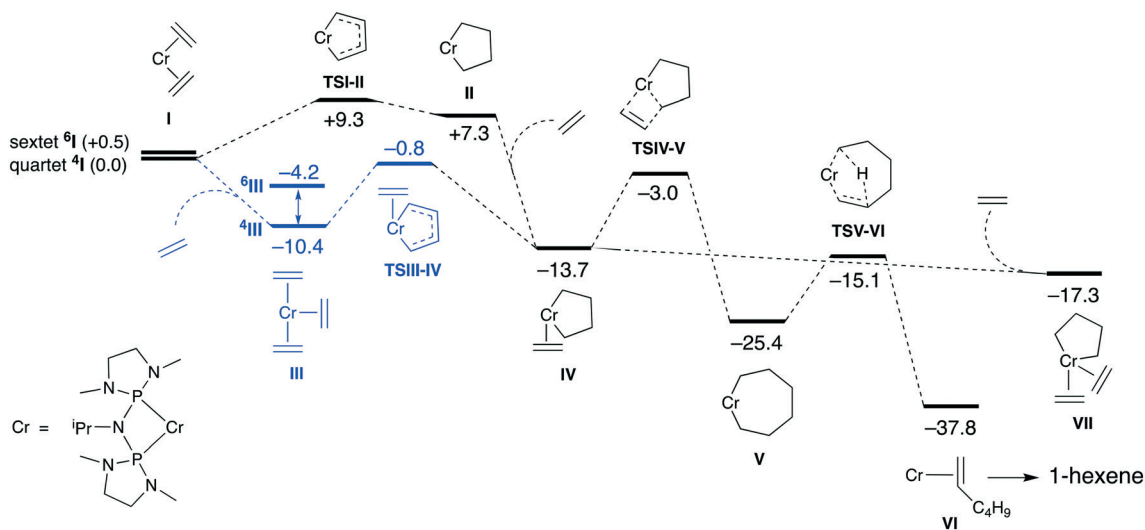


Fig. 3 Reaction profile with Gibbs free energies (kcal mol<sup>-1</sup>) for the single ethylene insertion pathway of the activated chromium complex containing the *n*-propyl PNP ligand **2**. All chromium species are cations. (M06L/BS1//M06L/BS2, 298 K).



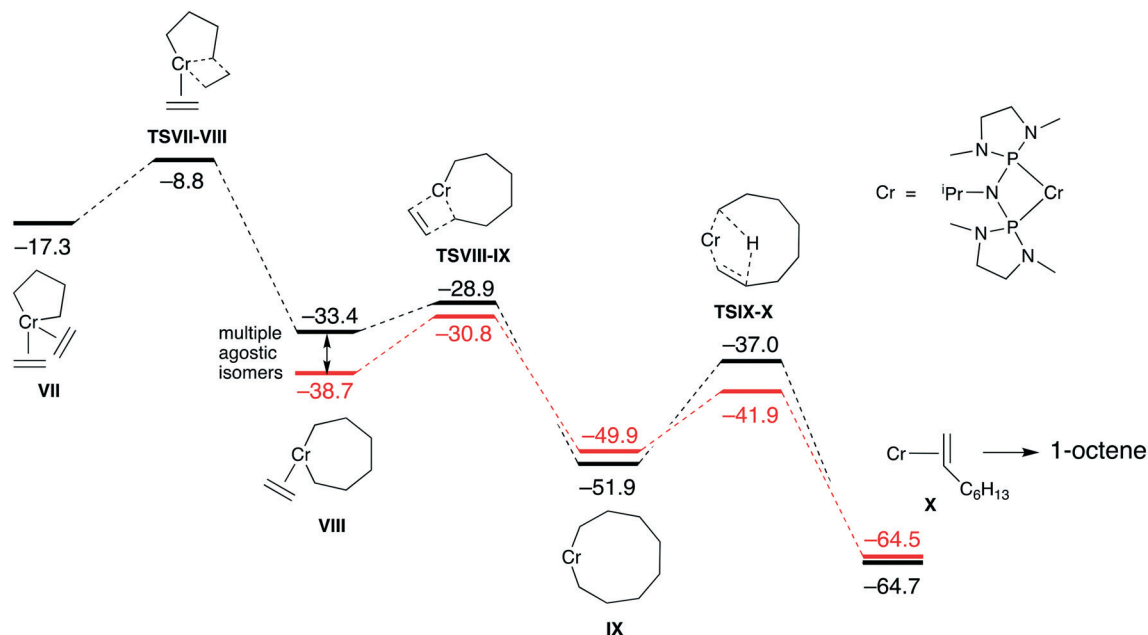


Fig. 4 Reaction profile with Gibbs free energies ( $\text{kcal mol}^{-1}$ ) for the double ethylene insertion pathway of the activated chromium complex containing the isopropyl PNP ligand **2**. All chromium species are cations (M06L/BS1//M06L/BS2, 298 K).

chromacyclononane complex **IX**, which can undergo  $\beta$ -H transfer *via* **TSIX-X** to produce the Cr(I)-octene complex **X** and eventually 1-octene. Complexes **VIII**, **IX** and **X** as well as the TS states exist as various isomers due to different agostic interactions and the most likely energetic pathway is indicated in red in Fig. 4.

Overall, the energetics of single and double ethylene insertion pathways in Fig. 3 and 4 are very comparable to those previously calculated for  $\text{MeN}(\text{PPh}_2)_2/\text{Cr}$  and related systems.<sup>63</sup> The increased basicity of ligand **2** leads to stronger ethylene coordination and a stabilisation of ethylene bound species such as **III** and **VII**. This however has not yet resulted in an increased overall yield of 1-octene.

Multiple attempts have been made to prepare metallacyclic chromium PNP complexes. The alkylation reaction of  $[(^i\text{PrN}(\text{PPh}_2)_2\text{CrCl}_3)_2]$  with  $\text{Li}_2\text{C}_4\text{H}_8$  in  $\text{Et}_2\text{O}$  invariably failed and attempts to prepare Cr(II) PNP complexes by reacting PNP ligands with  $[\text{CrCl}_2(\text{thf})_2]$  in THF also failed, as did reductions of  $[(^i\text{PrN}(\text{PPh}_2)_2\text{CrCl}_3)_2]$  with a range of reducing agents such as  $\text{Al}/\text{AlCl}_3$ ,  $\text{AlMe}_3$ , or  $\text{KC}_8$  in toluene, or  $^n\text{BuLi}$ ,  $\text{PhMgBr}$ ,  $\text{NaHBET}_3$  or  $\text{Mg}$  in  $\text{Et}_2\text{O}$ . Starting from the dinuclear tetra(1,4-butanediyl) Cr(II) precursor complex  $[\text{Li}(\text{OEt}_2)]_4\{[\text{Cr}(\text{C}_4\text{H}_8)_2]_2\}$  (**6**),<sup>64,65</sup> prepared here from  $[\text{CrCl}_2(\text{thf})_2]$  and  $\text{Li}_2\text{C}_4\text{H}_8$  in  $\text{Et}_2\text{O}$ , and reaction with various PNP ligands also failed to generate any isolable products. A new and more accurate XRD analysis for  $[\text{Li}(\text{OEt}_2)]_4\{[\text{Cr}(\text{C}_4\text{H}_8)_2]_2\}$  (**6**) has been included in the ESI.†

In conclusion, we have shown that Lewis basic PNP ligands of type **D** in Fig. 1 afford active chromium-based oligomerisation catalysts upon activation with MAO, with selectivities for 1-octene and 1-hexene that are comparable to the classic  $^i\text{PrN}(\text{PPh}_2)_2/\text{Cr}$  catalyst system. A doubly-bridged

PNP ligand of type **E** resulted in a mixture of linear  $\alpha$ -olefins that follow a Schulz-Flory distribution. Computational studies have shown that ethylene binding to the chromium centre is favoured, most likely as a result of the increased basicity of the PNP ligand and reduced steric hindrance, but the experimental oligomerisation studies have not shown an improved selectivity for 1-octene, which appears to be generally limited to approximately 80%. Further studies are needed in order to deepen our understanding of these industrially important oligomerisation systems.

## Conflicts of interest

There are no conflicts of interest to declare.

## Acknowledgements

We thank the EPSRC and the UK Catalysis Hub for funding (Grant: EP/K014668/1). F. G. also thanks the support of Fundación para el Fomento en Asturias de la Investigación Científica Aplicada y la Tecnología (FICYT) through the Margarita Salas Senior Program (AYUD/2021/59709).

## References

- O. L. Sydora, *Organometallics*, 2019, **38**, 997–1010.
- P.-A. R. Breuil, L. Magna and H. Olivier-Bourbigou, *Catal. Lett.*, 2014, **145**, 173–192.
- W. Keim, *Angew. Chem., Int. Ed.*, 2013, **52**, 12492–12496.
- C. T. Young, R. von Goetze, A. K. Tomov, F. Zaccaria and G. J. P. Britovsek, *Top. Catal.*, 2020, **63**, 294–318.
- T. Agapie, *Coord. Chem. Rev.*, 2011, **255**, 861–880.
- D. S. McGuinness, *Chem. Rev.*, 2011, **111**, 2321–2341.



- 7 P. W. N. M. van Leeuwen, N. D. Clément and M. J.-L. Tschan, *Coord. Chem. Rev.*, 2011, 1499–1517.
- 8 K. A. Alferov, G. P. Belov and Y. Meng, *Appl. Catal., A*, 2017, **542**, 71–124.
- 9 D. F. Wass, *Dalton Trans.*, 2007, 816–819.
- 10 A. Carter, S. A. Cohen, N. A. Cooley, A. Murphy, J. Scutt and D. F. Wass, *Chem. Commun.*, 2002, 858–859.
- 11 A. Bollmann, K. Blann, J. T. Dixon, F. M. Hess, E. Killian, H. Maumela, D. S. McGuinness, D. H. Morgan, A. Neveling, S. Otto, M. Overett, A. M. Slawin, P. Wasserscheid and S. Kuhlmann, *J. Am. Chem. Soc.*, 2004, **126**, 14712–14713.
- 12 S. Kuhlmann, C. Paetz, C. Hägele, K. Blann, R. Walsh, J. T. Dixon, J. Scholz, M. Haumann and P. Wasserscheid, *J. Catal.*, 2009, **262**, 83–91.
- 13 R. Walsh, D. H. Morgan, A. Bollmann and J. T. Dixon, *Appl. Catal., A*, 2006, **306**, 184–191.
- 14 M. J. Overett, K. Blann, A. Bollmann, J. T. Dixon, D. Haasbroek, E. Killian, H. Maumela, D. S. McGuinness and D. H. Morgan, *J. Am. Chem. Soc.*, 2005, **127**, 10723–10730.
- 15 T. Agapie, J. A. Labinger and J. E. Bercaw, *J. Am. Chem. Soc.*, 2007, **129**, 14281–14295.
- 16 T. Agapie, S. J. Schofer, J. A. Labinger and J. E. Bercaw, *J. Am. Chem. Soc.*, 2004, **126**, 1304–1305.
- 17 J. R. Briggs, *J. Chem. Soc., Chem. Commun.*, 1989, 674–675.
- 18 J. Petit, L. Magna and N. Mézailles, *Coord. Chem. Rev.*, 2022, **450**, 214227.
- 19 B. Venderbosch, L. A. Wolzak, J.-P. H. Oudsen, B. de Bruin, T. J. Korstanje and M. Tromp, *Catal. Sci. Technol.*, 2020, **10**, 6212–6222.
- 20 N. A. Hirscher, C. H. Arnett, P. H. Oyala and T. Agapie, *Organometallics*, 2020, **39**, 4420–4429.
- 21 B. Venderbosch, J. P. H. Oudsen, D. J. Martin, B. de Bruin, T. J. Korstanje and M. Tromp, *ChemCatChem*, 2019, **12**, 881–892.
- 22 J. Rabeah, M. Bauer, W. Baumann, A. E. C. McConnell, W. F. Gabrielli, P. B. Webb, D. Selent and A. Brückner, *ACS Catal.*, 2013, **3**, 95–102.
- 23 D.-H. Kwon, S. M. Maley, J. C. Stanley, O. L. Sydora, S. M. Bischof and D. H. Ess, *ACS Catal.*, 2020, **10**, 9674–9683.
- 24 T. Gunasekara, J. Kim, A. Preston, D. K. Steelman, G. A. Medvedev, W. N. Delgass, O. L. Sydora, J. M. Caruthers and M. M. Abu-Omar, *ACS Catal.*, 2018, **8**, 6810–6819.
- 25 S. Chhabra, D. M. Smith, N. L. Bell, A. J. B. Watson, M. Buhl, D. J. Cole-Hamilton and B. E. Bode, *Sci. Adv.*, 2020, **6**, eabd7057.
- 26 I. Y. Skobelev, V. N. Panchenko, O. Y. Lyakin, K. P. Bryliakov, V. A. Zakharov and E. P. Talsi, *Organometallics*, 2010, **29**, 2943–2950.
- 27 G. J. P. Britovsek, D. S. McGuinness, T. S. Wierenga and C. T. Young, *ACS Catal.*, 2015, **5**, 4152–4166.
- 28 G. J. P. Britovsek, D. S. McGuinness and A. K. Tomov, *Catal. Sci. Technol.*, 2016, **6**, 8234–8241.
- 29 G. J. P. Britovsek, R. Malinowski, D. S. McGuinness, J. D. Nobbs, A. K. Tomov, A. W. Wadsley and C. T. Young, *ACS Catal.*, 2015, **5**, 6922–6925.
- 30 A. K. Tomov, J. D. Nobbs, J. J. Chirinos, P. K. Saini, R. Malinowski, S. K. Y. Ho, C. T. Young, D. S. McGuinness, A. J. P. White, M. R. J. Elsegood and G. J. P. Britovsek, *Organometallics*, 2016, **36**, 510–522.
- 31 J. H. Lee, J. W. Baek, D. G. Lee, J. H. Ko, D. G. Lee, K. S. Cho, J. W. Lee and B. Y. Lee, *Catalysts*, 2021, **11**, 1122–1136.
- 32 H. Lee, Y. Joe and H. Park, *Catal. Commun.*, 2019, **121**, 15–18.
- 33 J. E. Radcliffe, A. S. Batsanov, D. M. Smith, J. A. Scott, P. W. Dyer and M. J. Hanton, *ACS Catal.*, 2015, **5**, 7095–7098.
- 34 F. Alam, H. Fan, C. Dong, J. Zhang, J. Ma, Y. Chen and T. Jiang, *J. Catal.*, 2021, **404**, 163–173.
- 35 S. D. Boelter, D. R. Davies, K. A. Milbrandt, D. R. Wilson, M. Wiltzius, M. S. Rosen and J. Klosin, *Organometallics*, 2020, **39**, 967–975.
- 36 S. D. Boelter, D. R. Davies, P. Margl, K. A. Milbrandt, D. Mort, B. A. Vanchura, D. R. Wilson, M. Wiltzius, M. S. Rosen and J. Klosin, *Organometallics*, 2020, **39**, 976–987.
- 37 T. E. Stennett, T. W. Hey, L. T. Ball, S. R. Flynn, J. E. Radcliffe, C. L. McMullin, R. L. Wingad and D. F. Wass, *ChemCatChem*, 2013, **5**, 2946–2954.
- 38 U. Rosenthal, *ChemCatChem*, 2019, **12**, 41–52.
- 39 S. Härzschel, F. E. Kühn, A. Wöhl, W. Müller, M. H. Al-Hazmi, A. M. Alqahtani, B. H. Müller, N. Peulecke and U. Rosenthal, *Catal. Sci. Technol.*, 2015, **5**, 1678–1682.
- 40 P. B. Kisanga, J. G. Verkade and R. Schwesinger, *J. Org. Chem.*, 2000, **65**, 5431–5432.
- 41 C. Lensink, S. K. Xi, L. M. Daniels and J. G. Verkade, *J. Am. Chem. Soc.*, 1989, **111**, 3478–3479.
- 42 R. F. Weitkamp, B. Neumann, H. G. Stammer and B. Hoge, *Chem. – Eur. J.*, 2021, **27**, 10807–10825.
- 43 I. A. Koppel, R. Schwesinger, T. Breuer, P. Burk, K. Herodes, I. Koppel, I. Leito and M. Mishima, *J. Phys. Chem. A*, 2001, **105**, 9575–9586.
- 44 A. Tarassoli, H. J. Chen, M. L. Thompson, V. S. Allured, R. C. Haltiwanger and A. D. Norman, *Inorg. Chem.*, 1986, **25**, 4152–4157.
- 45 O. J. Scherer and J. Wokulat, *Z. Anorg. Allg. Chem.*, 1968, **361**, 296–305.
- 46 H. Nöth and W. Storch, *Chem. Ber.*, 1977, **110**, 2607–2623.
- 47 R. Keat, L. Manojlović-Muir, K. W. Muir and D. S. Rycroft, *J. Chem. Soc., Dalton Trans.*, 1981, 2192–2198.
- 48 Z. Fei, N. Biricik, D. Zhao, R. Scopelliti and P. J. Dyson, *Inorg. Chem.*, 2004, **43**, 2228–2230.
- 49 D. S. McGuinness, M. Overett, R. P. Tooze, K. Blann, J. T. Dixon and A. M. Z. Slawin, *Organometallics*, 2007, **26**, 1108–1111.
- 50 M. F. Haddow, J. Jaltai, M. Hanton, P. G. Pringle, L. E. Rush, H. A. Sparkes and C. H. Woodall, *Dalton Trans.*, 2016, **45**, 2294–2307.
- 51 A. M. Lifschitz, N. A. Hirscher, H. B. Lee, J. A. Buss and T. Agapie, *Organometallics*, 2017, **36**, 1640–1648.
- 52 S. Peitz, N. Peulecke, B. R. Aluri, B. H. Müller, A. Spannenberg, U. Rosenthal, M. H. Al-Hazmi, F. M. Mosa, A. Wohl and W. Müller, *Chem. – Eur. J.*, 2010, **16**, 12127–12132.
- 53 R. Edge, R. J. Less, E. J. McInnes, K. Muther, V. Naseri, J. M. Rawson and D. S. Wright, *Chem. Commun.*, 2009, 1691–1693.
- 54 O. Puntigam, D. Förster, N. A. Giffin, S. Burck, J. Bender, F. Ehret, A. D. Hendsbee, M. Nieger, J. D. Masuda and D. Gudat, *Eur. J. Inorg. Chem.*, 2013, **2013**, 2041–2050.



- 55 O. Puntigam, I. Hajdók, M. Nieger, M. Niemeyer, S. Strobel and D. Gudat, *Z. Anorg. Allg. Chem.*, 2011, **637**, 988–994.
- 56 N. A. Giffin, A. D. Hendsbee, T. L. Roemmele, M. D. Lumsden, C. C. Pye and J. D. Masuda, *Inorg. Chem.*, 2012, **51**, 11837–11850.
- 57 K. W. Muir, *J. Chem. Soc., Dalton Trans.*, 1975, 259.
- 58 R. Keat, D. S. Rycroft and D. G. Thompson, *J. Chem. Soc., Dalton Trans.*, 1980, 321.
- 59 P. R. Elowe, C. McCann, P. G. Pringle, S. K. Spitzmesser and J. E. Bercaw, *Organometallics*, 2006, **25**, 5255–5260.
- 60 M. M. Siddiqui, J. T. Mague and M. S. Balakrishna, *J. Organomet. Chem.*, 2015, **794**, 81–87.
- 61 M. S. Balakrishna, *J. Organomet. Chem.*, 2010, **695**, 925–936.
- 62 D. S. McGuinness, B. Chan, G. J. P. Britovsek and B. F. Yates, *Aust. J. Chem.*, 2014, **67**, 1481–1490.
- 63 G. J. Britovsek and D. S. McGuinness, *Chem. – Eur. J.*, 2016, **22**, 16891–16896.
- 64 J. Krausse and G. Schödl, *J. Organomet. Chem.*, 1971, **27**, 59–67.
- 65 R. Fischer, H. Görls, S. Kriek and M. Westerhausen, *Z. Anorg. Allg. Chem.*, 2017, **643**, 1276–1294.

