

Review

Recent Advances in the Synthesis of Five-Membered Cyclic Carbonates and Carbamates from Allylic or Propargylic Substrates and CO₂

Filip Vranješević¹, Maria Kolypadi Markovic¹, Dario Matulja¹, Gabriela Ambrožić², José Ángel Sordo³, Sylvain Laclef⁴, Valerije Vrček⁵ and Dean Marković^{1,*}

¹ Department of Biotechnology, University of Rijeka, Radmile Matejčić 2, 51000 Rijeka, Croatia; filip.vranjesevic@biotech.uniri.hr (F.V.); maria.kolypadi@uniri.hr (M.K.M.); dario.matulja@biotech.uniri.hr (D.M.)

² Department of Physics, and Centre of Micro and Nanosciences and Technologies, University of Rijeka, Radmile Matejčić 2, 51000 Rijeka, Croatia; gabriela.ambrozic@phy.uniri.hr

³ Laboratorio de Química Computacional, Departamento de Química Física y Analítica, Facultad de Química, Universidad de Oviedo, Julián Clavería 8, 33006 Oviedo, Spain; jasg@uniovi.es

⁴ Laboratoire de Glycochimie, des Antimicrobiens et des Agroressources (LG2A) UMR CNRS 7378—Institut de Chimie de Picardie FR 3085, Université de Picardie Jules Verne, 33 rue Saint Leu, 80039 Amiens CEDEX, France; sylvain.laclef@u-picardie.fr

⁵ Department of Organic Chemistry, Faculty of Pharmacy and Biochemistry, University of Zagreb, A. Kovačića 1, 10000 Zagreb, Croatia; vvrcek@pharma.hr

* Correspondence: dean.markovic@biotech.uniri.hr; Tel.: +385-91-500-8676



Citation: Vranješević, F.; Kolypadi Markovic, M.; Matulja, D.; Ambrožić, G.; Sordo, J.Á.; Laclef, S.; Vrček, V.; Marković, D. Recent Advances in the Synthesis of Five-Membered Cyclic Carbonates and Carbamates from Allylic or Propargylic Substrates and CO₂. *Catalysts* **2022**, *12*, 547. <https://doi.org/10.3390/catal12050547>

Academic Editor: Fabio Ragaini

Received: 13 April 2022

Accepted: 12 May 2022

Published: 17 May 2022

Publisher's Note: MDPI stays neutral with regard to jurisdictional claims in published maps and institutional affiliations.



Copyright: © 2022 by the authors. Licensee MDPI, Basel, Switzerland. This article is an open access article distributed under the terms and conditions of the Creative Commons Attribution (CC BY) license (<https://creativecommons.org/licenses/by/4.0/>).

Abstract: The organic carbamates and carbonates are highly desirable compounds that have found a wide range of applications in drug design, medicinal chemistry, material science, and the polymer industry. The development of new catalytic carbonate and carbamate forming reactions, which employ carbon dioxide as a cheap, green, abundant, and easily available reagent, would thus represent an ideal substitution for existing methods. In this review, the advancements in the catalytic conversion of allylic and propargylic alcohols and amines to corresponding five-membered cyclic carbonates and carbamates are summarized. Both the metal- and the organocatalyzed methods are reviewed, as well as the proposed mechanisms and key intermediates of the illustrated carbonate and carbamate forming reactions.

Keywords: carbamates; carbonates; carbon dioxide; mechanisms; metal-catalyzed; organocatalyzed

1. Introduction

Very few molecules provoke as much controversy as carbon dioxide (CO₂). Since the beginning of the industrial age, the concentration of CO₂ in the Earth's atmosphere has increased by about 46% [1]. It is estimated that currently, 93% of anthropogenic CO₂ is generated by fossil fuel combustion [2], with the prediction that the atmospheric concentration of CO₂ will increase between 730 and 1020 ppm by the end of the century [3]. The connection between the increasing concentration of CO₂ and ocean acidity, as well as severe and obvious global climate changes, have initiated the trend towards the substantial reduction in fossil fuels and CO₂ emission [4], moving towards alternative energy sources and a “low-carbon economy”.

The development of new strategies and techniques for carbon capture, utilization, and storage (CCUS) are currently subjects of intense research. However, it is important to note that energy technology deployment is slow [5], and not all CCUS processes are financially viable or amenable for scaling up [6]. In addition, with the advancement of CO₂ storage, scientists have developed novel and innovative approaches to direct the chemical and pharmaceutical industries towards a carbon-sustainable chemical synthesis by using

CO₂ gas as an abundant carbon source in terms of the concept of green chemistry. This movement remains challenging because of the exceptional thermodynamic stability of CO₂ and thus, the high energetic cost of its fixation. Indeed, the attempts to reduce CO₂ back to a synthetically useful compound might require comparable or more energy than obtained by its production by the combustion of fossil fuel, as CO₂ represents the final product of the carbon oxidation [7]. Likewise, the kinetic barrier of CO₂ reduction is high. Even though the methanation of CO₂ is an exergonic reaction, as H₂ gas is highly energetically rich, it does not proceed without a metal catalyst, and problems considering H₂ storage should also be addressed. The Sabatier reaction, discovered in 1902, uses an Ni catalyst and H₂ to reduce CO₂ to methane, and this reaction is currently experiencing a revival due to its potential use in long-haul space missions [8].

In the last two decades, several other reactions that use CO₂ as a C1-synthon have been developed, yielding highly valuable and interesting molecules [9]. Specifically, heterocyclic carbonates and carbamates have represented challenging synthetic targets for the employment as pharmaceuticals, polymers, and other functional materials or as valuable intermediates for further synthetic transformations. The reaction of epoxides and CO₂ is one of the most established and widely used methods to obtain five-membered cyclic carbonates, and a great array of catalytic systems, including transition metal porphyrin complexes [10], ionic liquids [11], and heterogeneous catalysts [12], have been developed. Some progress has also been made in the production of cyclic carbamates from aziridines [13].

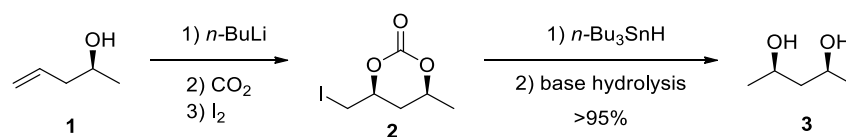
In this paper, we review the methods to obtain cyclic carbonates and carbamates from corresponding (homo)allylic and propargylic alcohols and amines by employing CO₂ as the source of the carbonyl functionality. The most relevant examples of cyclic carbonates and carbamates forming reactions by engaging the catalytic CO₂ fixation reactions will be discussed, as well as mechanistic considerations based on experimental and theoretical studies. Previous reviews in this field include Vessally's survey of the carboxylative cyclization of propargylic alcohols into α -methylene cyclic carbonates [14], Das' review of the transition metal-free synthesis of carbamates [15], and Edjlali's survey of the three-component coupling reaction of propargyl alcohols, amines, and CO₂ [16].

2. Cyclic Carbonates

Cyclic carbonates are of great significance in the chemical industry, with a wide range of important applications. They are used as highly polar solvents [17], electrolytes in lithium batteries [18], precursors for polycarbonates forming the major class of commercial thermoplastics [19], and precursors for other organic compounds [20]. The simplest cyclic carbonate, ethylene carbonate, is synthesized industrially by the reaction of ethylene oxide with CO₂. Below, the most common methods for obtaining cyclic carbonates from allylic and propargylic alcohols are described.

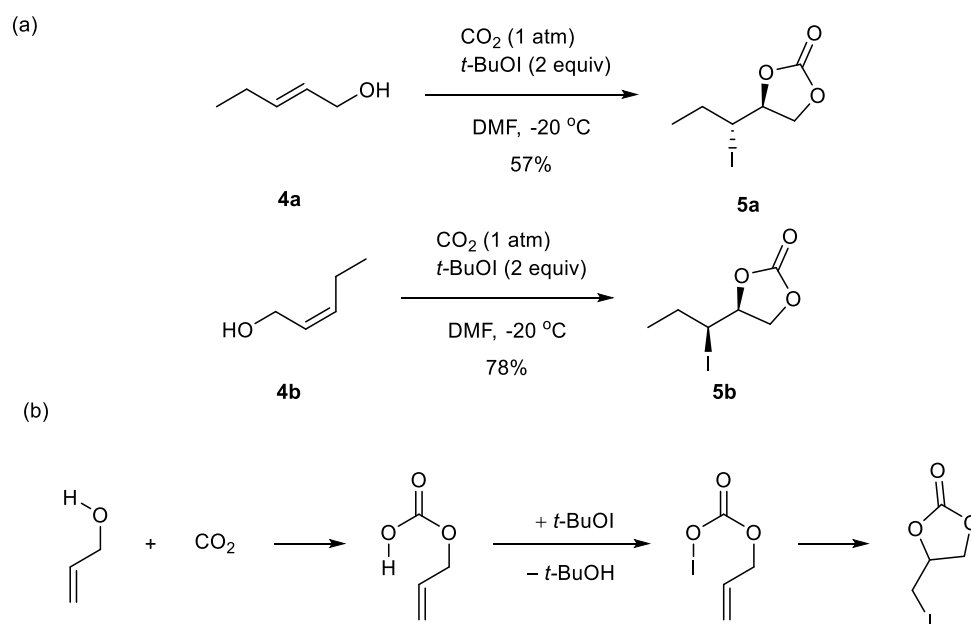
2.1. Five-Membered Cyclic Carbonates from Allylic Alcohols

In 1981, Cardillo et al. demonstrated the first synthesis of 5-iodomethyl cyclic carbonates of type 2 by employing CO₂. The synthesis involved the engagement of a strong base (*n*-BuLi) in a CO₂-saturated THF solution of iodine [21]. This method showed a high degree of regioselectivity and stereoselectivity. For example, the allylic alcohols always led to the formation of 5-membered cyclic carbonates, while homoallylic alcohols yielded 6-membered rings. The high stereoselectivity of the carbonation of pent-4-en-2-ol (**1**) was proven by the almost exclusive formation of *syn*-diol 3 (>95%) produced by the treatment of the 5-iodomethyl cyclic carbonate **2** with Bu₃SnH (to convert C–I into C–H) under basic conditions (Scheme 1). The mechanism of the reaction was proposed to include an iodonium ion as the key intermediate, which opens by nucleophilic attack of the in situ formed carbonate anion.



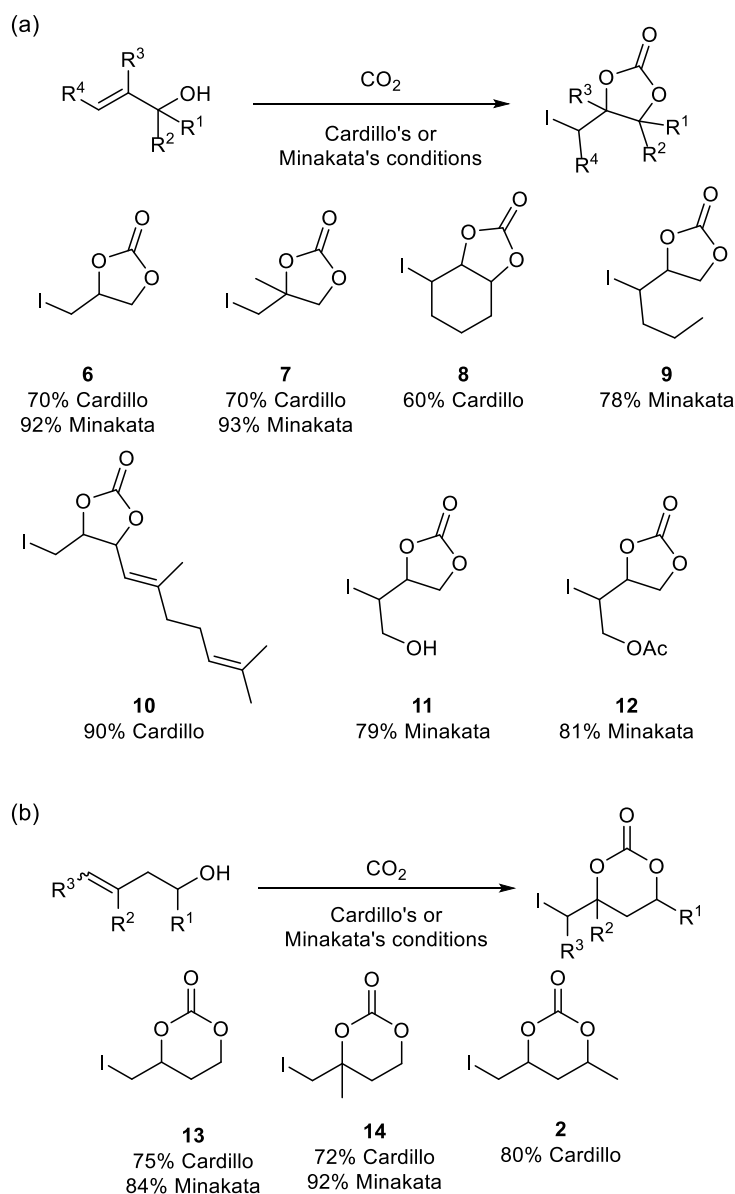
Scheme 1. Cardillo's synthesis of a 5-iodomethyl cyclic carbonate and its stereoselectivity [21].

In 2010, Minakata et al. reported an improved version of this reaction by using *t*-BuOI, a powerful iodinating agent, which was previously proven to be efficient for the cyclization of the unsaturated amines (Scheme 2a) [22]. In situ formed *t*-BuOI, by the reaction of *t*-BuOCl with NaI, gave higher yields than other iodine sources, such as *N*-iodosuccinimide and I_2 . In addition, reaction conditions were simpler, as the reaction can be conducted under ambient pressure, avoiding the saturation of the solution with CO_2 . This method was also more general and gave higher yields with allylic, homoallylic, and propargylic alcohols [19]. Interestingly, *E*-hex-2-en-1-ol (**4a**) gave the single *anti*-diastereomer of 4-(1-iodopropyl)-1,3-dioxolan-2-one (**5a**), whereas the *syn*-carbonate **5b** was exclusively obtained from **4b** (Scheme 2a). Although the products *anti*- and *syn*-**5** were formed in only 57% and 78% yields, respectively, the reaction was categorized as stereospecific. Further studies showed that the optimal reaction conditions are based on the use of *t*-BuOI (2 equiv) in THF at $-20\text{ }^\circ\text{C}$. Under these conditions, the unsubstituted propargylic alcohol provided *E*-isomer in a 92% yield after 3 h. The mechanism is assumed to proceed through a hydrogen-iodine exchange at the carbonate oxygen junction, followed by cyclization (Scheme 2b).



Scheme 2. (a) The stereoselectivity of Minakata's synthesis of 5-iodomethyl cyclic carbonates; (b) the proposed mechanism of Minakata's synthesis of 5-iodomethyl cyclic carbonates. The nucleophilic attack of the alcohol group on CO_2 is followed by hydrogen-iodine exchange. The now electrophilic oxygen is attacked by the double bond, leading to cyclisation [22].

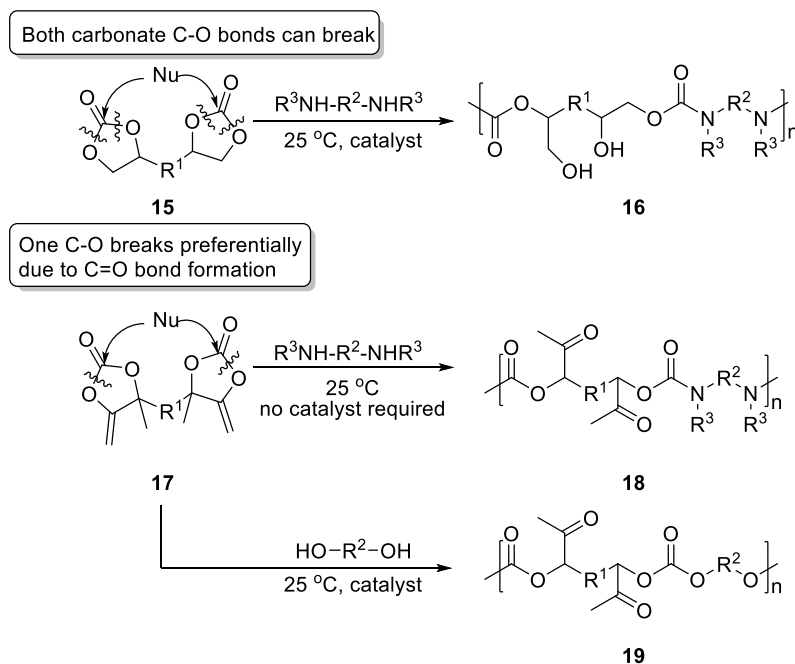
A comparison of Cardillo's and Minakata's methods for carboxylative cyclization of allylic (a) and homoallylic (b) alcohols is shown in Scheme 3. In all cases, Minakata's conditions led to the formation of pentacyclic and hexacyclic carbonates in higher yields.



Scheme 3. A comparison of Cardillo's and Minakata's carboxylative cyclization of allylic (a) and homoallylic alcohols (b). Conditions: Cardillo—(1 equiv n -BuLi in THF added to alcohol, then CO_2 bubbled and 2 equiv I_2 added, stirred for 14 h at rt) [21], and Minakata—(2 equiv t -BuOCl added to 1 equiv NaI and alcohol under CO_2 atmosphere, stirred for 3–72 h at $-20\text{ }^\circ\text{C}$) [22].

2.2. α -Alkylidene Cyclic Carbonates from CO_2 and Propargylic Alcohols

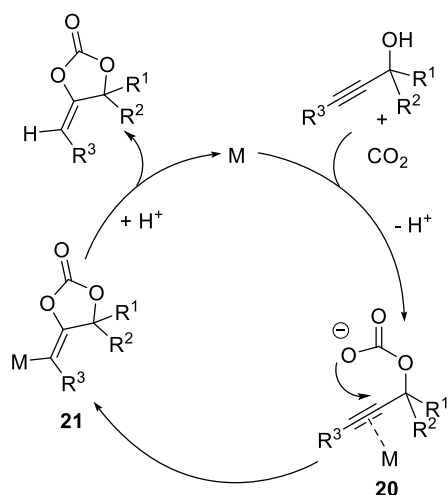
α -Alkylidene cyclic carbonates have recently attracted a lot of interest as reactants for the synthesis of pharmaceuticals and as monomers for polycarbonates and polyurethanes formation [23]. In addition to elevated reactivity with nucleophiles under mild reaction conditions and no need for a catalyst [24], the main advantage of the employment of α -alkylidene cyclic carbonates of type 17 over unsubstituted 5-membered analogues 15 includes the highly regioselectivity of the ring opening, as preferentially, only one C–O bond breaks (Scheme 4).



Scheme 4. Regioselective formation of polycarbonates starting with α -alkylidene cyclic carbonates instead of regular cyclic carbonates [24].

2.2.1. Metal Catalysts

Scheme 5 shows the general catalytic cycle for the carboxylative cyclization of propargylic alcohols with organometallic catalysts, as suggested by Yamada [25]. The activation of the triple bond by the π -complexation to the metal and the formation of intermediate **20** facilitates the attack of the carbonate and formation of the cyclic vinyl complex **21**. Its protonolysis in the following step gives the methyldene carbonate. Various catalytic systems based on Pd, Ag, and Cu metals capable of the activation of the triple bond have been reported as efficient catalysts for this process.

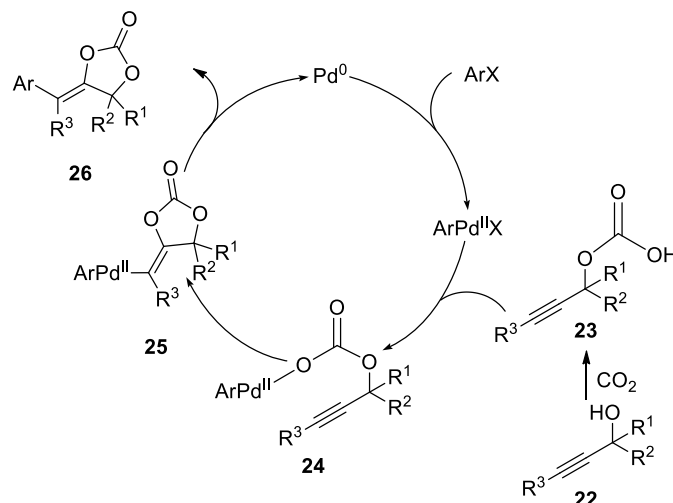


Scheme 5. Metal-catalyzed carboxylative cyclization of propargylic alcohols. Metal ions coordinate to the triple bond, leading to an attack by the transiently formed carbonate anion. The resulting metal complex is protonated, which gives the final α -alkylidene cyclic carbonate.

Palladium

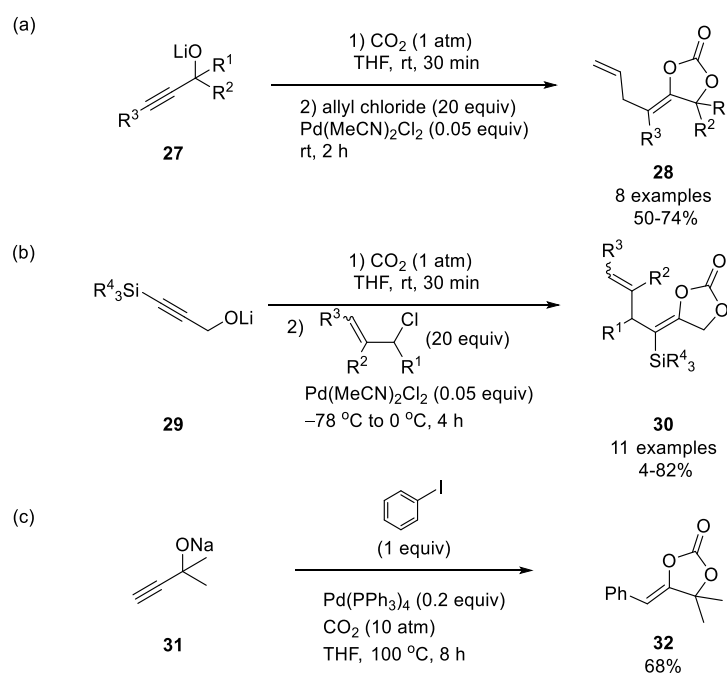
Common homogeneous Pd-complexes have been identified as efficient catalysts for the carbonate formation employing propargylic alcohols and CO₂ under one-pot multi-

component conditions. In these reactions Pd(0)-complexes first undergo oxidative addition with an aryl-halide to provide Pd(II)-aryl intermediates **24**, which then facilitate carbonate cyclization and form vinyl complexes of type **25**. In the reductive elimination step of Pd(II)-intermediate **25**, cyclic carbonate is formed **26**, as shown in Scheme 6.



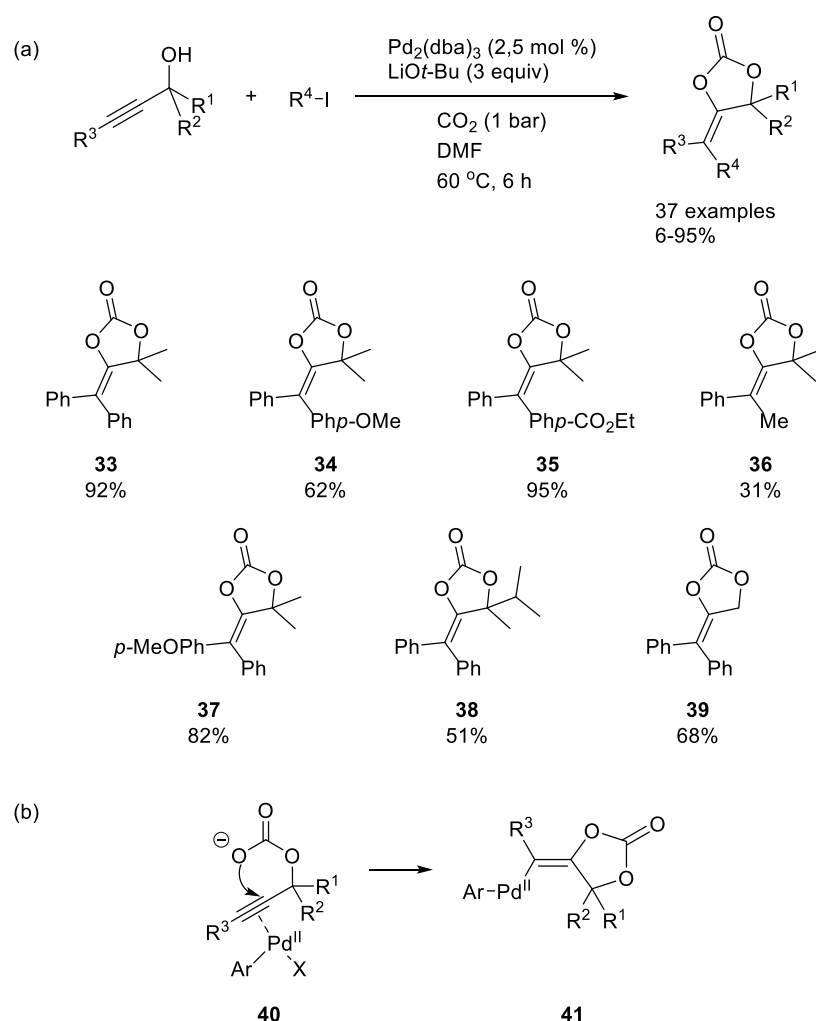
Scheme 6. The proposed mechanism of palladium-catalyzed carboxylative cyclisation of propargylic alcohols.

Early examples of this reaction include Iritani's carboxylative cyclization of propargylic alcohols of type **27** or **29**, followed by coupling with an allyl chloride, employing PdCl₂(MeCN)₂ as the catalyst (Scheme 7a,b) [26]. In this study, the Li-salts of the R₃Si-functionalized propargyl alcohol **29** were used as the starting materials. Another reaction reported by Inoue involves the carboxylation of sodium 1,1-dimethylpropargyl alkoxide **31** under CO₂ atmosphere (10 atm) and the subsequent coupling with an aryl halide [27]. When iodobenzene was used as the aryl halide, the yield of the corresponding cyclic carbonate **32** was 68% (Scheme 7c).



Scheme 7. (a) Iritani's carboxylative allylation of lithium alcoholates [26]; (b,c) Inoue's carboxylative cyclization and arylation of a terminal propargyl alcohol [27].

In 2017, Cheng's group advanced this approach by developing a three-component reaction of a propargylic alcohol, an aryl halide, and CO₂ at atmospheric pressure in the presence of a Pd₂(dba)₃ catalyst [28]. The reaction was successfully conducted with differently substituted propargylic alkoxides, as well as with both electron rich and electron poor aryl halides, giving yields of desired carbonates **33–39** ranging from 31% to 95%. A variety of sterically challenged tetra-substituted alkenes under relatively mild conditions were successfully formed (Scheme 8a). The carboxylation even proceeded with methyl iodide, albeit with a lower yield. The proposed mechanism implied an oxidative addition of aryl halides to the Pd(0)-complex (Scheme 8b). The following coordination of the triple bond of the in situ formed carbonate to the ArPd^{II}X gave the intermediate **40**. An intramolecular *trans*-oxopalladation of **40**, followed by reductive elimination of thus formed **41** affords the products of the reaction **33–39** and regenerates the catalyst. The configuration of the double bond substituted by oxygen derived from CO₂ is *trans* to the aryl derived from the halide and is dictated by the last step.

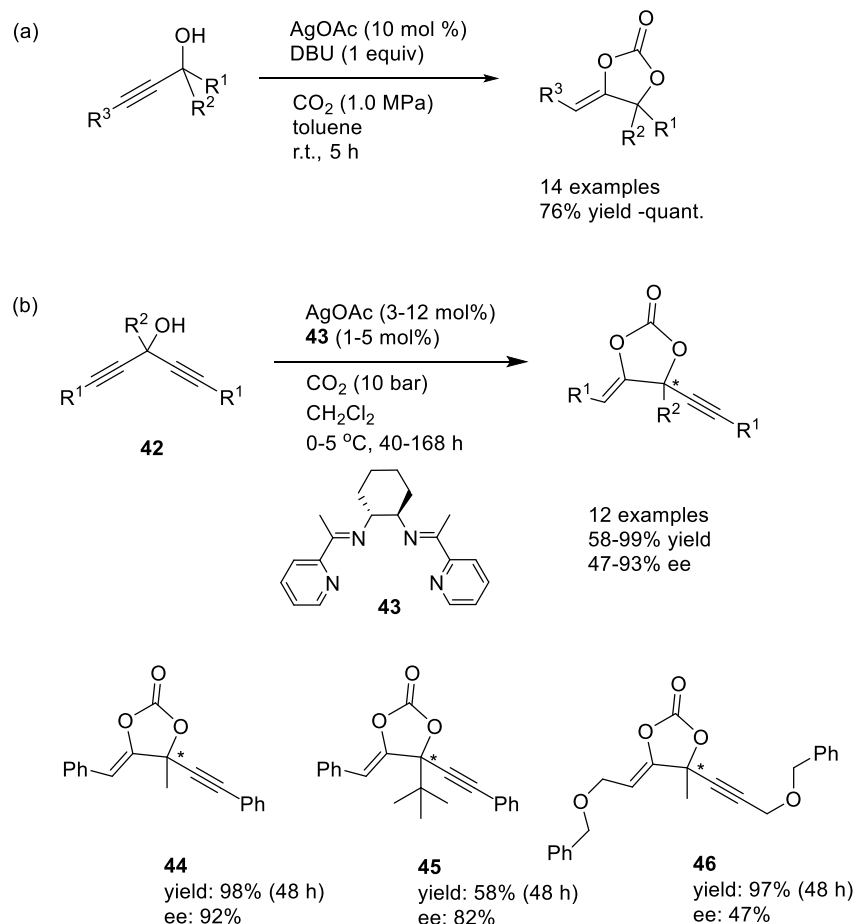


Scheme 8. (a) The substrate scope of Cheng's three component Pd-catalyzed reaction of propargyl alcohols, aryl-iodides, and CO₂; (b) *trans*-oxopalladation step in the proposed reaction mechanism [28].

Silver

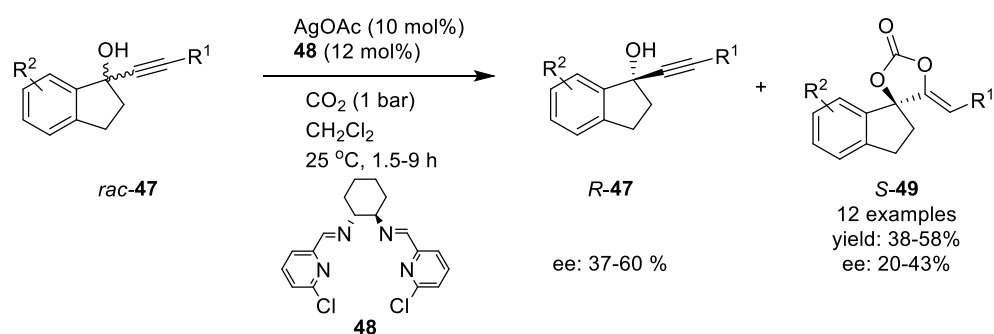
Silver(I)-salts and their complexes have been among the most effective catalysts for the fixation of CO₂ with propargylic alcohols. In 2007, Yamada reported a range of Ag(I)-catalysts for the formation of cyclic carbonates from a variety of terminal and internal propargylic alcohols [29] (Scheme 9a). Some of the desired carbonates were obtained in good yields even under the atmospheric pressure of CO₂. Interestingly, only *Z*-alkenes as

final products were obtained. In a 2011, the same group reported that symmetric dipropargyl alcohols of type **42** underwent an enantioselective reaction, with up to 93% e.e. by employing an Ag complex containing a chiral salen ligand **43**. As expected, sterically bulky substrates had slow kinetics and needed up to 168 h for the full conversion (Scheme 9b) [30].



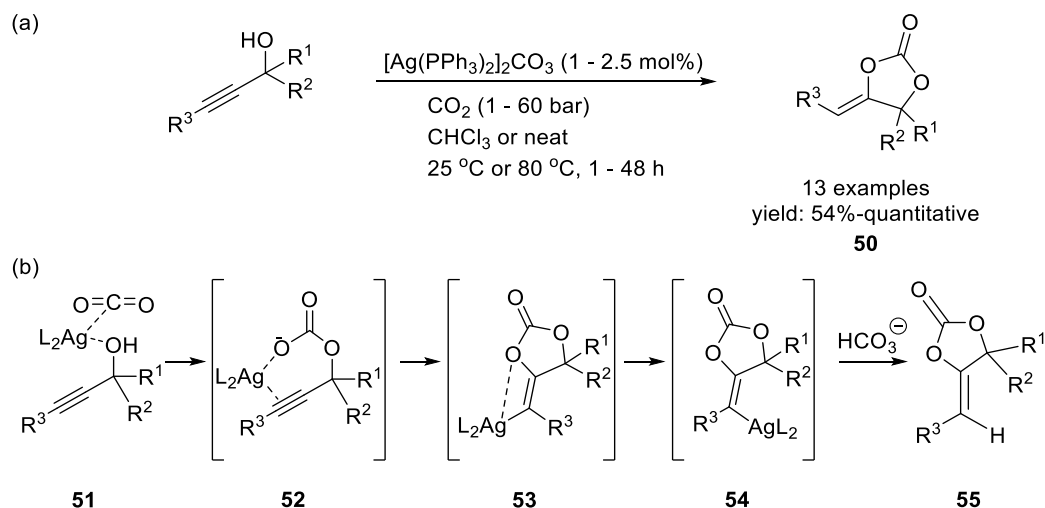
Scheme 9. (a) Yamada's Ag-catalyzed synthesis of carbonates from propargylic alcohols and CO₂ [29]; (b) enantioselective synthesis of α -alkylidene carbonates from symmetrical bis-propargylic alcohols (* indicates the new chiral center) [30].

Zhou further explored the potential of the Ag-salen complex for the enantioselective conversion of the reaction of the 1-indanone-derived propargylic alcohols **47** (Scheme 10) [31]. Alcohols of type **47** were kinetically resolved into optical enriched isomers *R*-**47** and the corresponding chiral cyclic carbonates *S*-**49** under mild conditions (1 atm CO₂, r. t.). The observed racemization of enantiomerically enriched carbonates of type *S*-**49** during the reaction limited the e. e. to the range from 20 to 43% at around 50% conversion of each substrate. The kinetic resolution was also successful with acyclic propargylic alcohol, 1,4-diphenylbut-3-yn-2-ol. The reaction did not proceed with terminal alkynes or with terminal alkyl substituted alkynes.



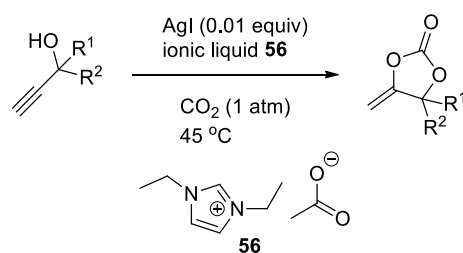
Scheme 10. The kinetic resolution of indane propargylic alcohols of type **47** by using AgOAc and salen ligand **48** [31].

In 2014, the same group reported on the carbonate formation of propargyl alcohols with CO₂ catalyzed by Ag(I)-complex, [(PPh₃)₂Ag]₂CO₃ (1 mol%) under ambient conditions (CO₂ 1 atm, 30 °C) (Scheme 11a) [32]. The 1,1-dimethylpropargyl alcohol was converted with 92% yield in 1 h to the corresponding carbonate of type **50**. The same reaction was performed on a 120 mmol scale at ambient conditions and gave a 92% yield of **50** after 15 h, indicating that the scale-up process is relatively simple. For sterically congested alcohol, such as 1-methyl-1-isopropyl propargyl alcohol, a lower yield of 54% was obtained at 80 °C and 60 bar. Based on DFT calculations and NMR studies, the silver complex, which can also be formed in situ from Ag₂CO₃ and PPh₃, bifunctionally activates both CO₂ and the triple bond and forms intermediate **51**, as depicted in Scheme 11b. Further joining of alcohol to CO₂ forms intermediate **52** that undergoes oxasilveration carboxylative cyclization and gives intermediate **53**. The hydrolysis affords final product **55** via Ag-complex **54**.



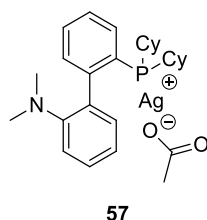
Scheme 11. (a) He's carboxylative cyclization of propargylic alcohols using a bifunctional silver catalyst; (b) the proposed mechanism of propargylic alcohol and CO₂ co-activation by this catalyst [32].

The combination of metal ions and ionic liquids can be a powerful catalyst for the cycloaddition of propargylic alcohols and CO₂. In 2017, Verpoort used a simple AgI/*N*-ethyl-*N'*-methylimidazolium acetate (**56**) system to achieve a highly efficient catalytic system under mild conditions and with high reusability (Scheme 12) [30]. The advantage of Verpoort's catalytic system is its very low catalyst loading (1 mol%). Several imidazolium ionic liquids were screened, and ionic liquid **56** gave the best results. A range of tertiary terminal propargyl alcohols were easily converted under atmospheric pressure. This included certain sterically congested alcohols, such as 1-phenyl-but-3-yn-2-ol. The mechanism of the reaction was thought to include CO₂ activation by the acetate anion.



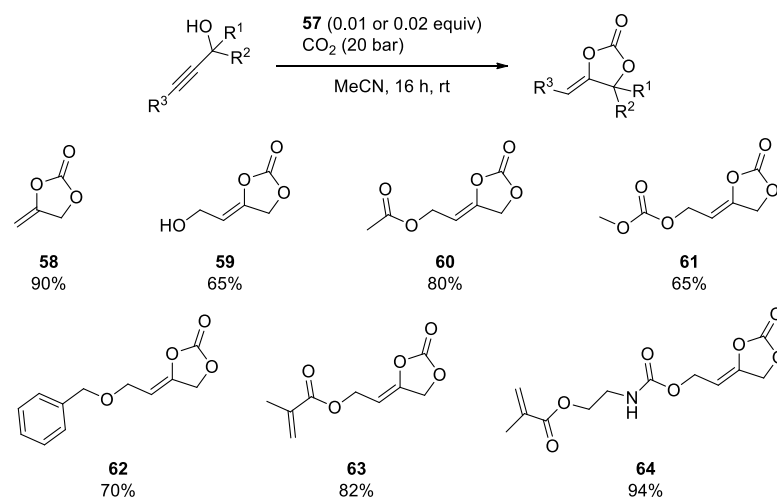
Scheme 12. Verpoort's AgI/ionic liquid system for the incorporation of CO₂ into propargylic alcohols [33].

Recently, Schaub reported that a silver complex **57** could successfully catalyze the cycloaddition of propargylic alcohol and CO₂ [34], including the unsubstituted propargyl alcohol, which was previously difficult to achieve. This method used a complex of silver acetate and the DavePhos ligand as catalyst under relatively mild conditions (CO₂ 20 bar, r. t.) (Scheme 13).



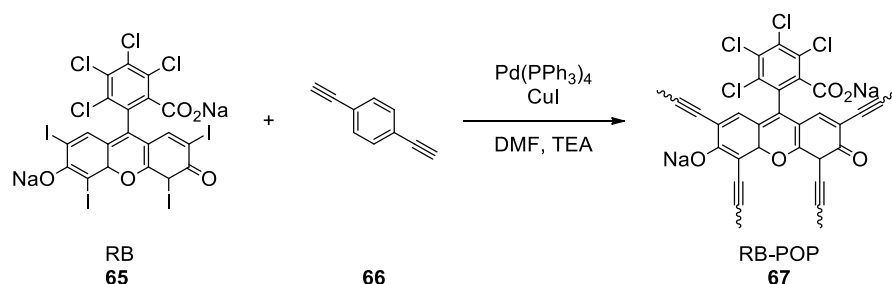
Scheme 13. Schaub's DavePhos-silver acetate complex [34].

The obvious advantages of the developed method are the low loading of catalyst **57** (1 mol%) and the broader scope of the reaction, as the primary unsubstituted propargyl alcohols could be used as substrates, although the CO₂ pressure needed for the reaction to proceed is high. Nine primary propargylic alcohols were successfully converted to cyclic carbonates **58–64** with good to excellent yields, and the reaction conditions were compatible with different functional groups, including hydroxyl, ester, and amide moieties (Scheme 14). Secondary and tertiary alcohols were also used as substrates and were converted to corresponding carbonates in excellent yields. The catalyst is reusable, and mechanistic studies employing ³¹P-NMR and DFT calculations indicated that in situ formed propargyl carbonate replaces the acetate ligand at the silver center, which explains the ineffectiveness of silver(I)-nitrate and silver(I)-carbonate as catalysts.

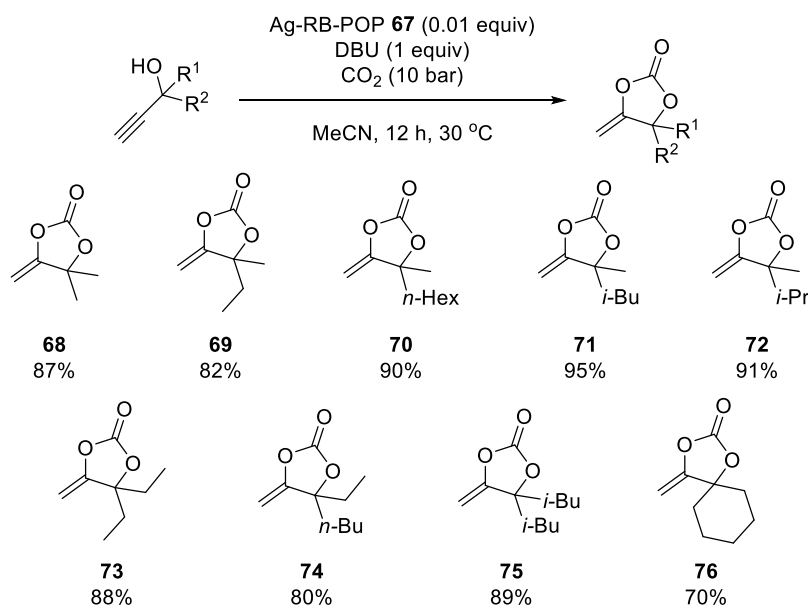


Scheme 14. Schaub's method of making cyclic carbonates from primary propargylic alcohols, with seven representative examples [34].

Using silver in a more sustainable way might include embedding silver complexes or nanoparticles into polymer surfaces. A recent development in this field includes a porous organic polymer (POP) functionalized with rose bengal (RB-POP **67**, Scheme 15) [35]. Porous organic polymers are a class of amorphous materials with high surface areas and micropores that can accommodate various catalytic systems [36]. In Zhao's paper, RB-POP had a high capacity to adsorb CO₂ (72 mg g⁻¹ at 1 bar at 273 K) and was treated with AgBF₄ to form the catalytically functional polymer. Under relatively mild reaction conditions (Ag 0.01 mol%, DBU 1 equiv, CO₂ 1 MPa, 30 °C), nine tertiary terminal propargylic alcohols were converted after 12 h to corresponding carbonates **68–76** in 70% to 95% yields (Scheme 16). For the conversion of 2-methyl-3-butyn-2-ol to carbonate **68** under these conditions, a very high TOF (turnover frequency) was measured (5000 h⁻¹ after 0.5 h). Two internal propargylic alcohols were also converted to desired products, although with lower yields.



Scheme 15. The synthesis of rose bengal-based POP **67** [35].

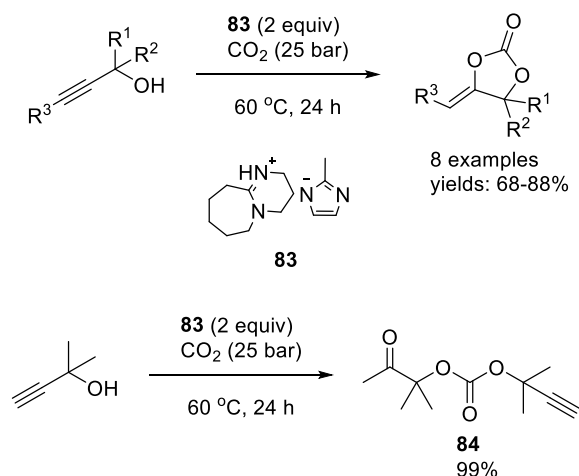


Scheme 16. Zhao's method of carboxylative cyclization of terminal propargylic alcohols by using an Ag-rose bengal-based POP **67** system, with nine representative examples [36].

Copper

In 2004, Deng et al. reported the cyclic carbonate forming reaction of a range of α -substituted propargylic alcohols using a catalytic system composed of CuCl and an ionic liquid 1-butyl-3-methylimidazolium phenylsulfonate ([BMIm][PhSO₃]) (**69**) [37]. Although the conditions were harsh, as CO₂ (10 atm) and heating to 120 °C were needed, four different tertiary terminal propargyl alcohols were converted to corresponding carbonates **68–81**, with from 45% to 99% yields (Scheme 17). Primary and secondary alcohols did not react.

best results were obtained with ionic liquid [DBUH][MIm] **83** (2 equiv). By employing **83** as a catalyst, 1,1-dimethyl-3-phenyl-2-propyn-1-ol was converted to corresponding carbonate in an 89% yield (Scheme 19). Interestingly, while with 3-phenyl propargylic alcohols the latter system provided expected carbonates, the reaction of 1,1-dimethyl-2-propyn-1-ol led to formation of an acyclic carbonate **84** in a 99% yield. Similar products were also formed with phenyl-substituted alcohols at higher temperatures. Mechanistic studies conducted by using ^1H -, ^{13}C -NMR, and DFT calculations confirmed that both the cation and the anion of the IL are crucial for driving the reaction via cooperative H-donor/acceptor activation.



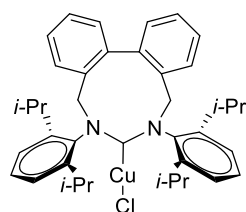
Scheme 19. The byproduct formed in Wang's ionic liquid catalyst [41].

2.2.3. Organocatalysts

Organocatalysts can be used as an alternative to toxic transition metal-based catalysts. Major classes of organocatalysts used for CO_2 fixation include *N*-heterocyclic carbenes and olefines, as well as guanidines, and will be further discussed.

N-Heterocyclic Carbenes

N-Heterocyclic carbenes (NHC) are excellent stabilizing ligands for many metal complexes. In 2020, Cervantes Reyes reported on a sterically hindered Cu(I)-NHC complex ($^{\text{BP}}\text{DPrCuCl}$) **85** that successfully catalyzed the carboxylative cyclization of primary propargylic alcohols (Scheme 20). The carboxylation of the latter substrates was previously obtained only by Schaub's silver-DavePhos catalyst [42]. For the quantitative conversion $^{\text{BP}}\text{DPrCuCl}$ **85** (5 mol%), CsF, and AgOAc had to be added under the CO_2 atmosphere (2 MPa, r. t.). The α -alkylidene cyclic carbonates were obtained from the unsubstituted propargylic alcohols in a 94% yield. Further, 16 terminally substituted primary propargylic alcohols and 13 secondary and tertiary propargylic alcohols were converted to corresponding carbonates with excellent yields, proving the versatility of this method. The developed procedure was also applied on a preparative scale by using terminally substituted primary propargylic alcohol, with excellent yields. The reusability of the catalyst was difficult to achieve due to its sensitivity to air and moisture. However, the successive substrate addition method gave the desired carbonate with TON of 103 in a 74% yield.

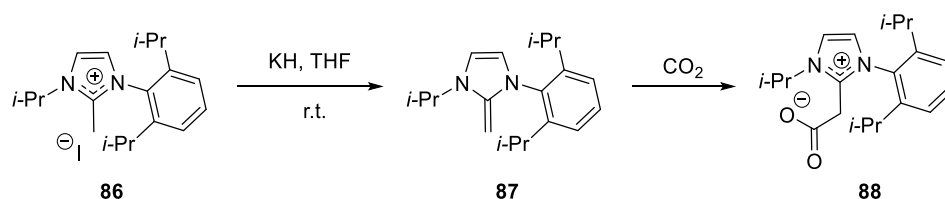


85

Scheme 20. Cervantes Reyes' Cu(I)-NHC catalyst **85** [42].

N-Heterocyclic Olefins

N-Heterocyclic olefins (NHO) are a class of nucleophilic molecules increasingly used as catalysts for olefin and heterocycle polymerization, as well as ligands for low-valence main group metals [43]. Lu's group prepared a series of NHO-CO₂ adducts by using the procedure depicted in Scheme 21 [44]. The sterically demanding adduct **88** was the most successful in catalyzing the cycloaddition of propargyl alcohol and CO₂. With NHO **87** used as a catalyst (5 mol%), a range of terminal and internal tertiary propargylic alcohols were converted into the corresponding cyclic carbonates. For example, at 60 °C and CO₂ pressure of 2 MPa, the 1,1-dimethyl propargyl alcohol was transformed into a corresponding carbonate in a >98% yield after 12 h. Twelve further internal tertiary propargylic alcohols gave over 50% yields.



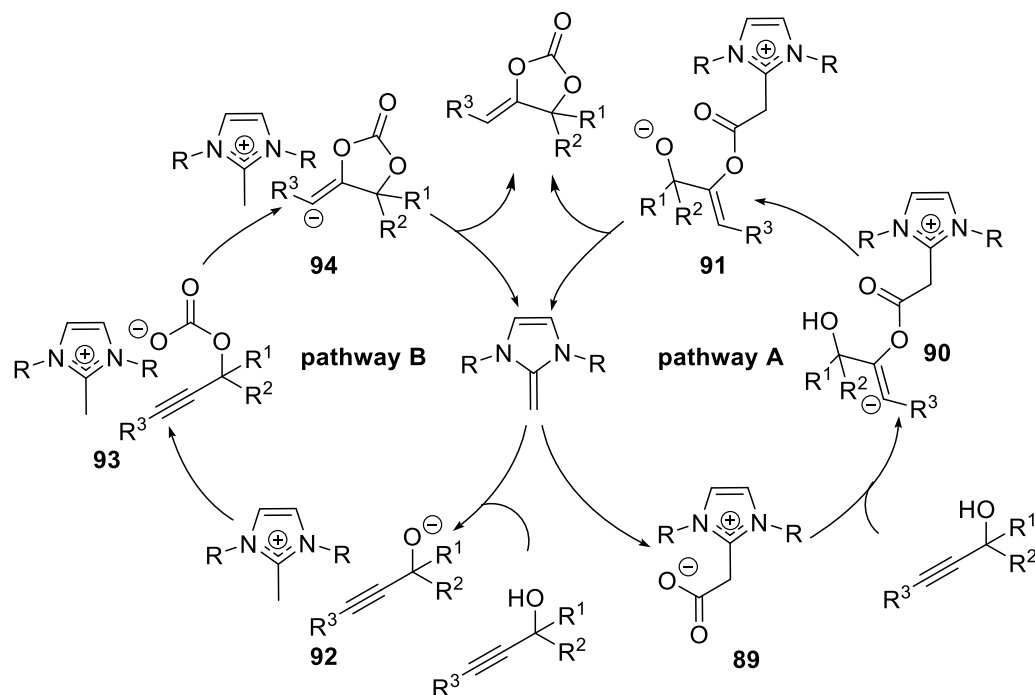
Scheme 21. NHO-CO₂ adduct **88** formation, as proposed by Lu [44].

Two possible mechanistic pathways were proposed (Scheme 22). In pathway A, NHO reacts with CO₂ and forms intermediate **89**, which subsequently adds to the triple bond of the substrate, giving zwitterionic structure **90**. The ring closure and fragmentation of intermediate **91**, obtained from **90** by H⁺-shift, regenerates the catalyst. In pathway B, the deprotonation of propargyl alcohol by NHO forms the zwitterionic intermediate **92**. The carboxylation of the alkoxide ion of **92** with CO₂ produces intermediate **93**, which undergoes carbonate ring closure and gives structure **94**. The protonation of **94** forms the final carbonate molecule and closes the catalytic cycle. A theoretical study conducted in 2016 indicated that pathway A is the preferred mechanism for the N-heterocyclic olefin catalysts [45]. This suggests that further optimization should focus on the production of more thermodynamically stable HNO-CO₂ adducts.

Other Organocatalysts

Many systems designed for the catalysis of the carboxylative cyclization of propargylic alcohol with CO₂ contain both Lewis acid and Lewis base species. In most of the reported systems, a transition metal ion plays the role of the Lewis acid. Due to toxicity, and often, the high cost of transition metal, more green catalytic systems should be developed. A recent study conducted by Ai, Zhang et al. demonstrated that a metal-free simple buffer solution could be used as a source of both basic and acidic species able to catalyze carboxylative cyclizations (Scheme 23a) [46]. The optimization studies established the mixture of NaOt-Bu/tetrabutylammonium bromide (TBAB) (2.4 equiv) as the most efficient catalytic system. In CO₂ atmosphere (2.0 MPa) and at 80 °C, twenty tertiary internal propargylic alcohols provided the desired carbonates in good yields (33% to 79%). Interestingly, terminal propargyl alcohols were not reactive. The conducted mechanistic studies suggested that

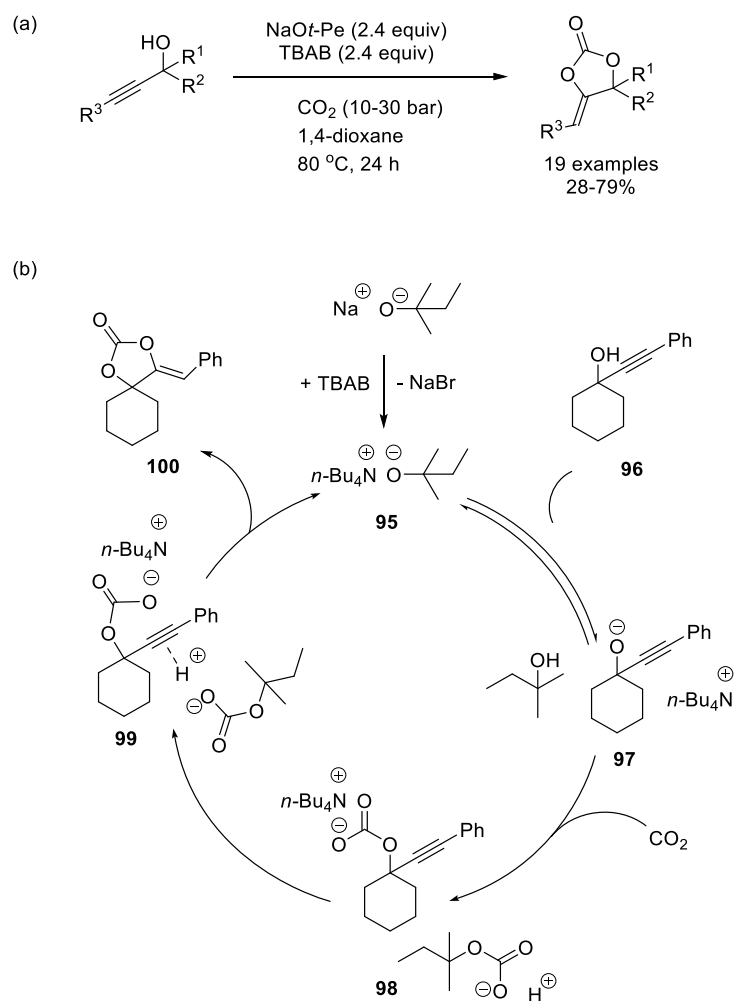
the TBAO*t*-Pe **95** plays a crucial role in the activation of the triple bond (Scheme 23b). As proposed, the deprotonation of substrate **96** is achieved by employing TBAO*t*-Pe salt **95** that subsequently reacts with CO₂, giving carboxylated intermediate **98**. The activation of the triple bond of **99** by protonation facilitates its cyclization to provide the final product, carbonate **100**.



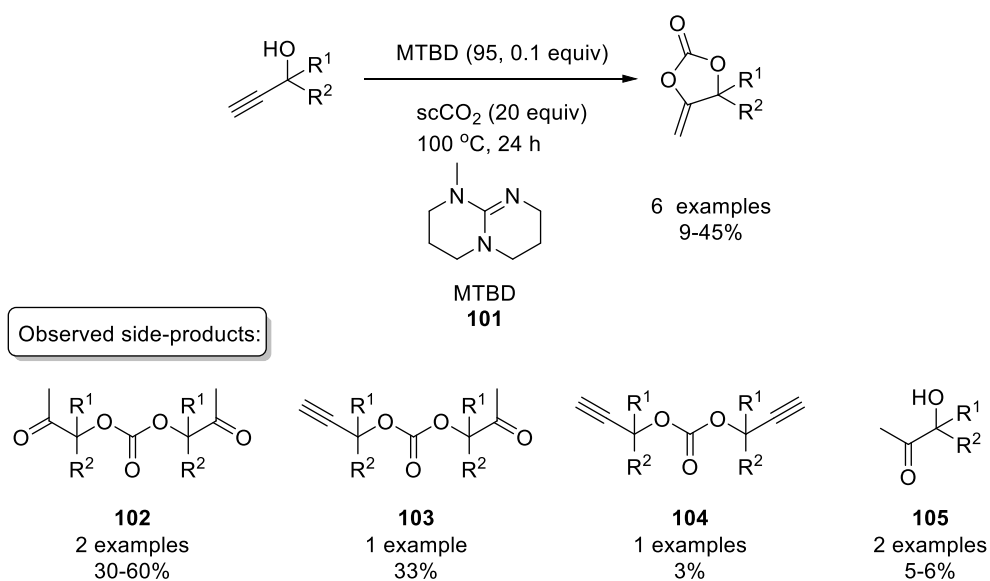
Scheme 22. The two possible pathways for HNO-catalyzed CO₂ incorporation into propargylic alcohols, as proposed by Lu [45].

Other metal-free systems for the carboxylative cyclizations of propargylic alcohols and CO₂ include organic bases. For example, Costa et al reported the reaction of propargylic alcohols with supercritical CO₂ catalyzed by organic guanidine 1,3,4,6,7,8-hexahydro-1-methyl-2*H*-pyrimido[1,2-*a*]pyrimidine (MTBD) (**101**) (Scheme 24) [47]. Although these reactions often gave very high conversion rates, α -hydroxyl esters of type **102** to **104** and ketone **105** were identified as side-products and decreased the yields of the desired carbonates. The guanidines were also useful as catalysts for the conversion of the epoxides to cyclic carbonates. MTBD **101** was again established as the most efficient. Six tertiary terminal propargylic alcohols were transformed to corresponding carbonates in poor to good yields (9–45%), whereas the primary propargylic alcohols gave no desired products.

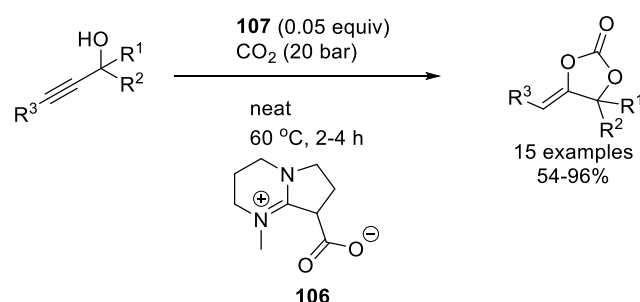
In 2019, Zhou and Lu reported an organocatalyst based on a thermally stable tetrahydropyrimidin-2-ylidene THPE-CO₂ adduct **106**, shown in Scheme 25 [48]. Fifteen terminal and internal tertiary propargylic alcohols were converted to the desired carbonates in good to excellent yields (54–96%). Compared to the previously reported NHC [42] and NHO [44] catalytic systems, the newly developed THPE catalyst showed increased reactivity. Mechanistic studies and in situ FTIR measurements with isotopically labeled ¹³CO₂ confirmed that the CO₂ in the final product does not originate from the the carboxylate in the catalyst. Accordingly, it was proposed that the catalyst acts as a Lewis base, initiating the CO₂ incorporation and cyclization process. The catalyst was also useful in the conversion of epoxides to cyclic carbonates.



Scheme 23. (a) Ai's carboxylative cyclization of tertiary propargylic alcohols; (b) the catalytic mechanism proposed by Ai et al. [46].



Scheme 24. Costa's carboxylative cyclization of terminal propargylic alcohols. The yields of cyclic carbonates were low to moderate, owing to the number of side-products (102–105) being formed [47].

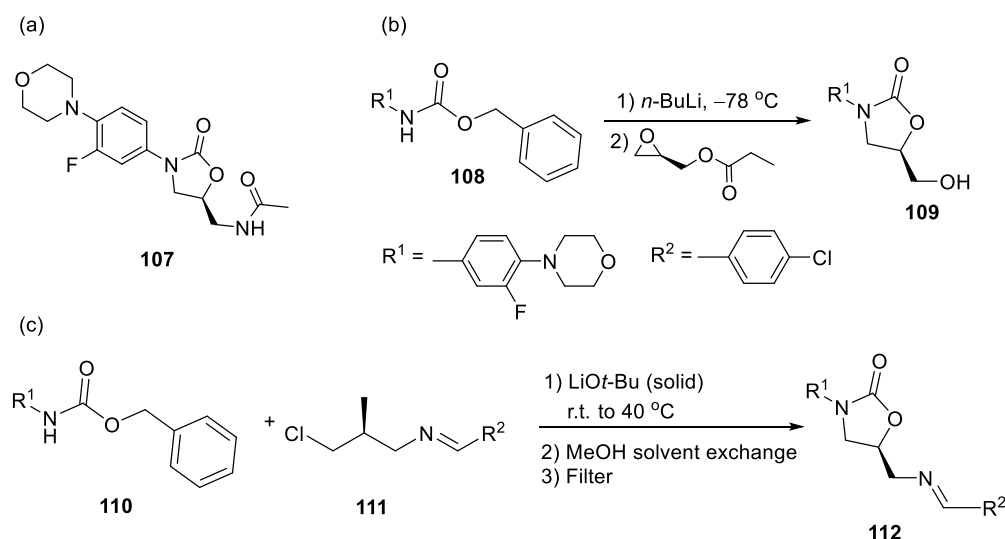


Scheme 25. Zhou's and Lu's THPE- CO_2 adduct **106** as a catalyst for CO_2 incorporation into propargylic alcohols [48].

3. Cyclic Carbamates

Because of its great chemical and proteolytic stability, as well as the ability to easily penetrate into cells, the carbamate motif is a very important peptide bond surrogate in the drug development process [49]. Vacondio et al. reviewed and examined medicinal applications of carbamates, concluding that cyclic carbamates are stable and prone to metabolic hydrolysis [50]. Thus, cyclic carbamates have become a subject of increased research for pharmaceuticals.

For example, a very important antibiotic used to treat infections by various Gram-positive bacteria is Linezolid **107**, a drug which contains the 5-membered cyclic carbamate (2-oxazolidinone) motif (Scheme 26a). The first-generation synthesis of linezolid reported by Pfizer employed a glycidyl ester and a strong base (*n*-BuLi) at a low temperature to obtain the cyclic carbamate moiety (Scheme 26b) [51]. The “greener” second generation synthesis used imine derivative **111** under milder conditions (Scheme 26c). However, the latter method still employs a strong base and generates a lot of waste. Thus, the development of new reactions and reaction conditions with high atom economy, such as the carboxylative cyclizations of unsaturated amines and CO_2 , is very desirable and could be directly applied in the green and highly valuable industrial synthesis of linezolid and its derivatives.

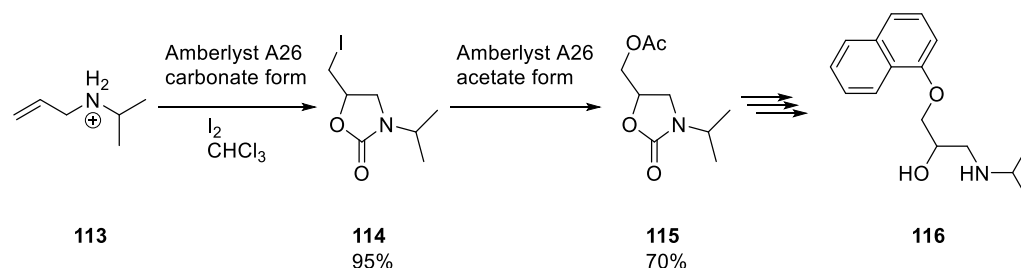


Scheme 26. (a) Linezolid **107**; (b) formation of the carbamate moiety in the first synthesis of linezolid [51] and (c) in the second-generation synthesis [52].

3.1. Five-Membered Cyclic Carbamates from CO_2 and Allylic or Homoallylic Amines

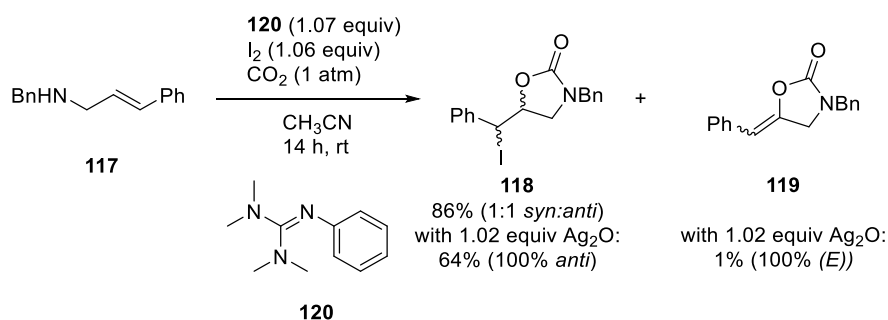
In 1986, Cardillo et al. reported the first conversion of allyl amines into cyclic carbamates by using the Amberlyst[®] A 26 ion-exchange resin in its carbonate form [53]. The activated amberlyst (2 equiv) in CHCl_3 served to convert a series of α -substituted allyl

amines in the reaction with iodine to 5-(iodomethyl)oxazolidin-2-ones in very good yields. Although the trans product was more favored when the amine group was protected with the benzyl group, the reaction was not highly *Z/E* stereoselective. Using LiAlH_4 or $n\text{-Bu}_3\text{SnH}$ in boiling EtOH with AIBN successfully reduced the C–I bond, with slightly better yields for the second approach. The latter method was also successfully used for the synthesis of propranolol, a medicine for the treatment of various cardiovascular conditions (Scheme 27). In the Amberlyst® A 26 catalyzed formation of cyclic iodocarbamates, the allyl ammonium cation **113** was transformed to **114** with a 95% yield, which was further converted to a precursor of propranolol **116**, acetylcabamate **115**, with a 70% yield.



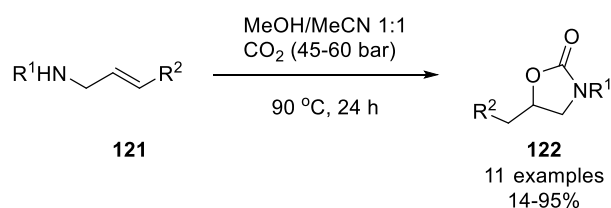
Scheme 27. Synthesis of (±)-propranolol **116** by Cardillo et al. [53].

Soon after, Toda and Kitagawa reported the first conversion of allyl amines into 5-(iodomethyl)oxazolidin-2-ones with iodine in a CO_2 -saturated methanol solution [54]. The moderate yields were improved when the duration of the reaction was prolonged over a week by using Cs_2CO_3 as base. Further advancement was achieved by Muñoz et al. in 2006, who obtained desired carbamates in 51–97% yields [55]. The optimized conditions were based on the use of a hindered guanidine PhTMG as the base in a CO_2 saturated acetonitrile, with the subsequent addition of an iodine solution. Because of their lower nucleophilicity compared to aliphatic amines, anilines were not reactivated, even after a week [56]. Under the standard reaction conditions, the reaction of *N*-benzyl-*N*-*trans*-cinnamylamine **117** with iodine and CO_2 gave an equal mixture of *syn*- and *anti*-diastereomers of **118**, together with a small amount of elimination product **119** (Scheme 28). Based on this stereochemical observation, the mechanism via the iodonium ion was proposed. However, when Ag_2O was added to the solution in order to remove iodide ions, only the formation of the more stable *anti*-diastereomer was observed.



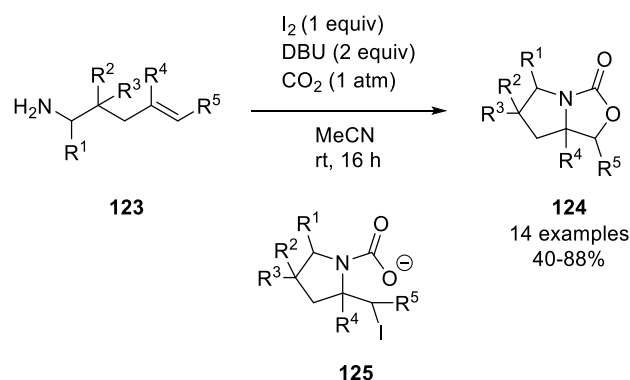
Scheme 28. Muñoz's synthesis of *N*-benzyl cyclic carbamates. The addition of Ag_2O induced the formation of *anti*-diastereomer *anti*-**118** [56].

In 2014, Della Ca' et al. reported the first metal- and base-free carboxylative cyclization of allylic amines of type **121** (Scheme 29) [57]. The reaction required an electron-withdrawing substituent R^2 of substrate **121** and a high pressure, or the use of supercritical CO_2 in the absence of organic solvents, whereas reaction times were prolonged to 24 h.



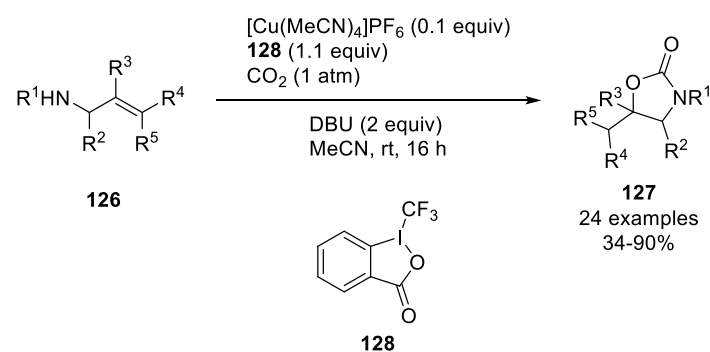
Scheme 29. Della Ca's synthesis of cyclic carbamates of type **122** [57].

Xi et al. managed to expand the carboxylative iodocyclization to produce bicyclic carbonates from 4-pentenamines **123** (Scheme 30) [58]. Fourteen bicyclic carbamates of type **124** were produced, with excellent regioselectivity. According to the proposed mechanism, the first ring was formed through an imide intermediate attack on the iodonium moiety, and the second, through a $\text{S}_{\text{N}}2$ carboxylate attack to iodonium intermediate **125**. Further carbamate cleavage provided a direct access to prolinol derivatives.



Scheme 30. Xi's synthesis of bicyclic carbamates **124** and the proposed tandem cyclization mechanism via intermediate **125** [58].

Metal-based catalysts for the conversion of allylic amines **126** into cyclic carbamates **127** have also been reported. In 2016, Yu reported a copper(I)/Togni's reagent **128** system that could produce CF_3 -functionalized cyclic carbamates **127** (Scheme 31) [59]. Twenty-four secondary amines of type **126** were converted into corresponding 5-membered cyclic carbamates **127**, with good to excellent yields (34–90%). Furthermore, the method showed great functional group tolerance. The mechanistic studies suggested that the reaction proceeded via a radical CF_3 binding to the Cu-amine complex and the subsequent reductive elimination of Cu(I).



Scheme 31. Yu's carboxylation-cyclization/trifluoromethylation process [59].

The radical carboxylation-cyclization, followed by alkylation, can also be metal photocatalyzed. For example, Yu reported a Pd-catalyzed process (Table 1). As presented, an alkyl radical adds to the double bond and triggers the cyclization of the in situ formed carbamate

anion [60]. The reaction can be conducted under ambient conditions and tolerates various aromatic substituents R^1 at substrate **129**, as well as a range of aliphatic bromides **131**.

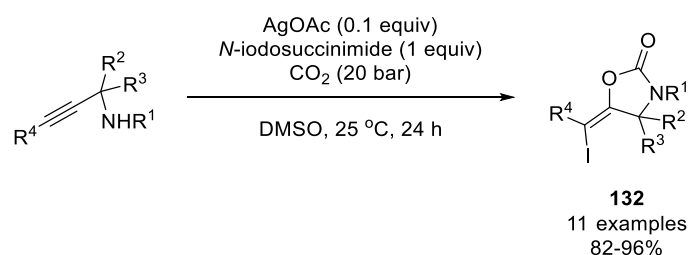
Table 1. Yu's carboxylative cyclization/alkylation process [60]. The yields of some representative examples are given in the table.

R^1, R^2, R^3	R^4	Yield	Product
$R^1 = \text{Bn}, R^2 = \text{Ph}, R^3 = \text{H}$	1-Adamantyl (1-Ad)	86%	131a
$R^1 = \text{H}, R^2 = \text{Ph}, R^3 = \text{H}$	1-Ad	46% (48 h)	131b
$R^1 = \text{Bn}, R^2 = o\text{-Tol}, R^3 = \text{H}$	1-Ad	56% (48 h)	131c
$R^1 = \text{Bn}, R^2 = p\text{-FC}_6\text{H}_4, R^3 = \text{H}$	1-Ad	44% (48 h)	131d
$R^1 = \text{Bn}, R^2 = \text{Ph}, R^3 = \text{H}$	Cyclopropyl	55% (48 h)	131e
$R^1 = \text{Bn}, R^2 = \text{Ph}, R^3 = \text{H}$	Isopropyl	75% (48 h)	131f
$R^1 = \text{Bn}, R^2 = \text{Ph}, R^3 = \text{H}$	4-Tetrahydropyranyl (4-THP)	78% (60 h)	131g
$R^1 = \text{Bn}, R^2 = \text{Ph}, R^3 = \text{H}$	3-Oxetanyl	64%	131h

3.2. Five-Membered Cyclic Carbamates from Propargyl Amines

3.2.1. Homogeneous Catalysts

Similarly to propargyl alcohols, Ag-salts and complexes have been successfully used as catalysts for the cycloaddition of propargyl amines and CO_2 . Yamada's early work on this topic showed that various internal and terminal, primary, and secondary propargyl amines can be converted under very mild conditions (CO_2 1 atm, r. t.), even without the presence of a base, by using AgOAc as a catalyst [61]. Yamada's work was then extended to 5-(iodomethyl)oxazolidin-2-ones (**132**) (Scheme 32) [62]. The utilized conditions were mild, while the yields were excellent, and the reaction gave only *E*-stereoisomer.

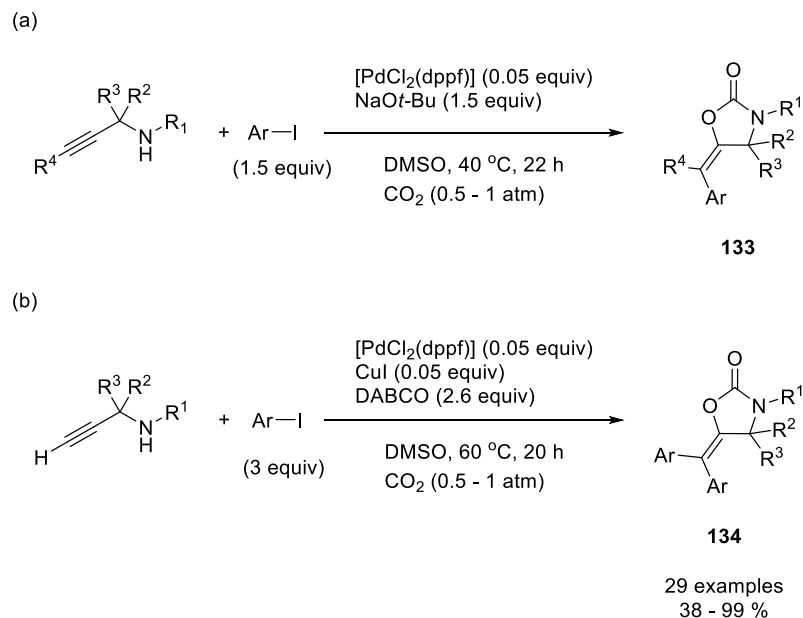


Scheme 32. Yamada's AgOAc -catalyzed CO_2 incorporation/iodination procedure [62].

Another synthesis of 5-(iodomethyl)oxazolidin-2-ones was reported by Minakata et al. in 2012 by using *t*-BuOI, a powerful iodinating agent, as a substitute for I_2 [63]. The advantage of this reagent is its non-toxic character and no interference of the by-product *t*-BuOH in the reaction mechanism. The propargyl amines gave good yields (38–99%) under reaction conditions similar to Yamada's (Scheme 32), with the exception of the unreactive unsubstituted propargyl amine. The *E/Z*-ratios of the formed 5-(iodovinyl)oxazolidin-2-ones were not reported. Given that propargyl amines are much more nucleophilic towards CO_2 , Yoshida developed a catalytic system able to produce cyclic carbamates from CO_2 contained in air (0.04% by volume) [64]. AgNO_3 (0.5 mol%) was employed as a catalyst, and the conditions were relatively mild (60 °C), whereas the utilization of DBU as a base was required. The mechanistic studies suggested that the DBU- CO_2 adduct was likely an intermediate in the reaction.

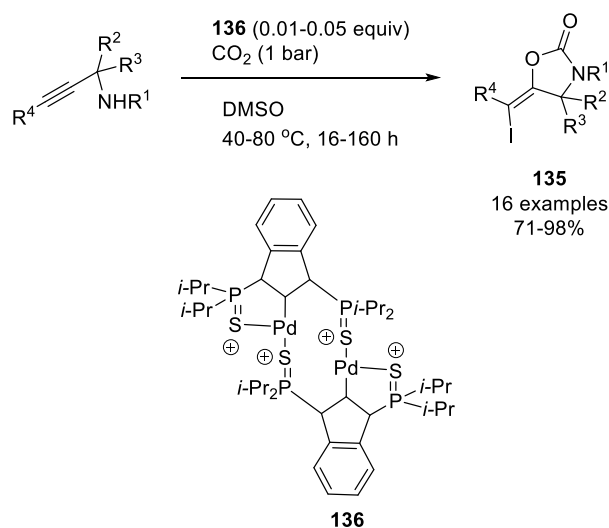
In 2016, Nevado et al. developed a Pd-catalyzed, one-pot, 3-component reaction which produced functionalized oxazolidinones **133** and **134** from propargyl amines, CO_2 , and

aryl iodides (Scheme 33) [65]. They reported that the reactions of the unsubstituted or R^4 -substituted terminal propargyl amines and aryl iodides gave tetrasubstituted alkenes **133** and **134** in good to excellent yields.



Scheme 33. Nevado's one-pot Pd-catalyzed reactions for the synthesis of carbamates: (a) carboxylative cyclization/cross-coupling reactions; (b) Sonogashira-carboxylative cyclization/cross-coupling reactions [65].

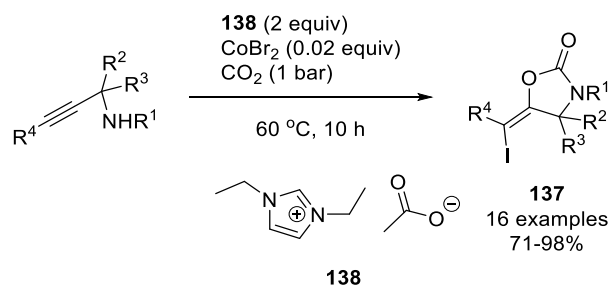
Pd-indenediide catalyzed carboxylative cyclization of propargyl amides was reported by Bourissou [66]. As shown in Scheme 34, the unsaturated amines were converted into carbamates of type **135** in excellent yields under ambient CO_2 pressure by using the Pd-dimeric complex **136** as a catalyst. The less nucleophilic, more sterically hindered propargylic amines, such as anilines and secondary amines with tertiary alkyl groups, were converted under mild conditions to the desired products of type **135**. The DFT and NMR mechanistic studies suggested that the indenediide catalyst dimer **136** splits in the solution, giving a stabilized DMSO complex, which is also the resting state of the catalyst. The DMSO molecule easily dissociates and is replaced by the substrate. The authors also emphasized the importance of the H^+ -transfer in the initial step of amine carboxylation.



Scheme 34. Pd-Indenediide catalyzed carboxylative cyclization of propargyl amines [66].

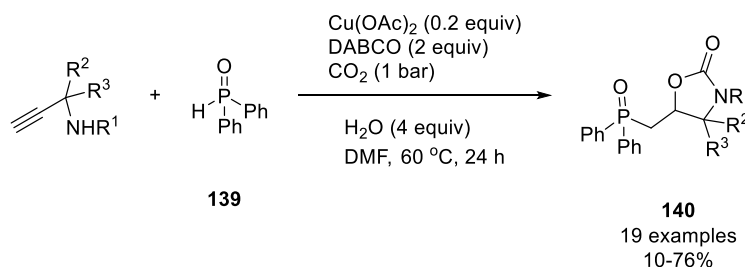
Complexes based on zinc have also been proven useful as catalysts for the carboxylative cyclization of propargyl amines. He et al. reported that a simple in situ generated $\text{ZnCl}_2(\text{TBD})_2$ complex is able to catalyze the incorporation of CO_2 into propargyl amines [67]. Nine different secondary propargyl amines were converted in the desired products in variable yields (8–96%) after 12 h. Notably, an α -substituted propargyl amine gave a very low yield (8%), whereas the conversion of *N*-propargylaniline yielded 52% of the desired carbamate product. The mild reaction conditions, low loading of the catalyst (5 mol%) and pressure of CO_2 (1 atm) at 60 °C, and the lack of noble metals, as well as the easily available and inexpensive ligand, make this method attractive.

A recent work of He et al. demonstrates the conversion of various propargylic amines into 2-oxazolidin-2-ones **137** by using a CoBr_2 /ionic liquid **138** as the catalytic system (Scheme 35) [68]. As shown, *N*-benzyl terminal propargyl amines were reacted with CO_2 and gave desired Z-products in good to excellent yields (51–99%) under mild conditions. While the internal propargyl amines gave a good yield, the *N*-propargylanilines and *N*-propargylamides did not react. The catalyst, CoBr_2 in only 2 mol% loading, could be reused.



Scheme 35. He's Co/IL-catalyzed carboxylation/cyclization process [68].

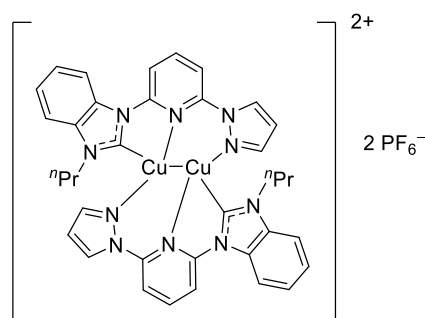
The same group recently published another useful multi-component reaction that produces cyclic carbamates with phosphonate groups of type **140** (Scheme 36) [69]. These useful compounds can be derivatized into a range of organic molecules, such as phosphines or unsaturated phosphonates. The reaction scope was examined, and a range of different terminal propargylic amines and phosphonates were tested. The reaction yields were low to moderate (10–76%). The reaction also proceeded easily on a preparative scale. Mechanistically, the reaction was thought to proceed through a copper-vinyl intermediate, which is attacked by a nucleophilic POPh_2 radical.



Scheme 36. He's Cu-catalyzed carbamation of various phosphonate-functionalized propargylic amines [69].

More recently, Dai reported on a hemilabile binuclear Cu(I)-catalyst for CO_2 -incorporation into internal and terminal propargyl amines [70]. The success of this method is based on the trans effect of the NHC ligand in the catalyst **141** (Scheme 37), which causes easy dissociation of the nitrogen donor part of the ligand and enables efficient catalyst-amine bonding. Catalytic amounts of triazabicyclodecene (TBD) are also required for the reaction to proceed. With the developed catalytic system, internal and terminal propargylic amines, and even very challenging propargyl anilines, were easily converted to corresponding carbamates under very mild conditions (40 °C and 1 atm CO_2). The carbamation of unsub-

stituted *N*-propargyl aniline and the *p*-OMe substituted *N*-propargyl aniline proceeded in 93% and 87% yields, respectively.



141

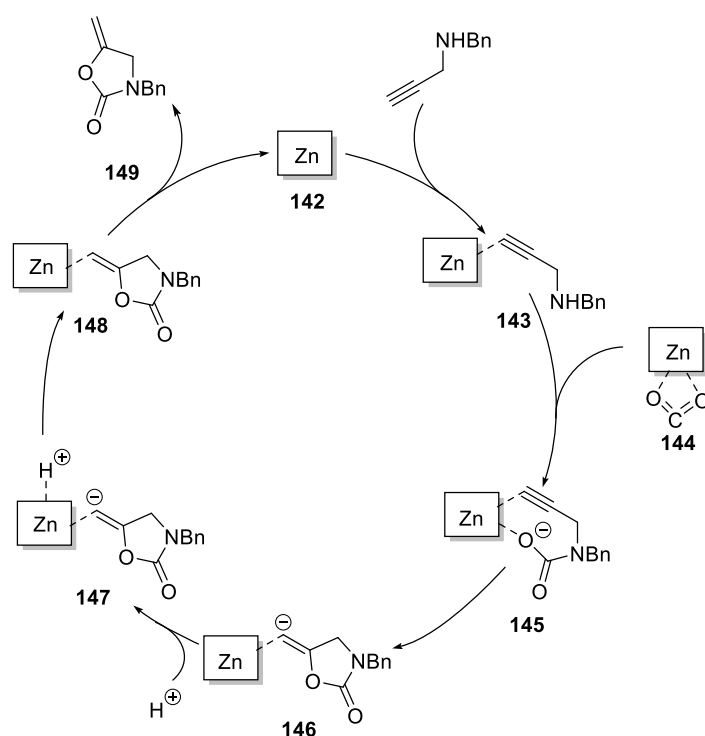
Scheme 37. Dai's binuclear copper catalyst [70].

Organic, metal-free catalysts have also been reported to catalyze the carbamation of propargyl amine derivatives. A particularly unexpected catalyst was discovered by Wang in 2017, who realized that triethanolamine (TEOA) can catalyze the conversion of seven different α -mono- and disubstituted propargylic amines in good to excellent yields under 1 bar CO₂ and 90 °C [71]. *N*-Propargyl aniline was also converted, albeit under 1 MPa CO₂, giving the desired carbamate in a 71% yield after 10 h. DFT Calculations suggested that TEOA reacts with CO₂ and forms a zwitterionic structure that transfers CO₂ to the propargyl amine, followed by the protonation of the triple bond. Another recent catalyst for the carbamation of propargyl amines is the quaternary amine salt Bu₄NF [72]. The simplicity and low loading of the catalyst (1 mol%) were promising; however, the reaction conditions were relatively harsh.

3.2.2. Heterogeneous Catalysts

Noble-metal-free nanocages [Zn116] have recently been synthesized by Zhao et al. [73]. The clusters were able to catalyze the incorporation of CO₂ into propargyl amines under relatively mild conditions (70 °C, 1 atm CO₂). Seven secondary amines were converted to corresponding carbamates in very good to excellent yields (80–99%). Only *N*-propargyl aniline gave a substantially lower yield (30%). The suggested mechanism implied the binding of the propargyl amine to Zn-nanocages to form an intermediate of type **143**, which subsequently reacts with activated CO₂, giving structure **145**. The cyclization of **145** and the protonation thus formed **148** affords the final carbamate **149** after the decomplexation (Scheme 38).

Recently, commercial mesoporous silica MCM-41 was found to be an effective catalyst for the propargyl amine-CO₂ cycloaddition [74]. Mechanistically, it is proposed that the silica hydroxyl group activates the triple bond through OH- π^* interactions. Under quite harsh (3.0–5.0 MPa CO₂ and heating at 100–140 °C in toluene) reaction conditions, six secondary propargyl amines were converted to the desired carbamates in variable yields (10–93%). Unsubstituted propargyl amines were not reactive. However, a major advantage of mesoporous silica MCM-4 is its low-cost, easy recovery by filtration, and high reusability (over ten times without losing the reactivity).



Scheme 38. The proposed mechanism for Zn166-catalyzed CO₂ incorporation into propargylic amines [73].

4. Conclusions

The utilization of CO₂ to produce value-added compounds is currently one of the most researched topics in green chemistry. This paper summarized the progress in the synthesis of 5-membered cyclic carbonates and carbamates from the corresponding unsaturated alcohols and amines. These are valuable compounds in the chemical and pharmaceutical industry. Despite significant advancement in the methodologies of their production, there are still significant challenges associated with the CO₂ fixation process, such as the lack of environmentally friendly or metal-free catalysts, as well as catalyst reusability. Ongoing research in multiple directions aims to address these issues.

Author Contributions: D.M. (Dean Markovic) devised the concept of the manuscript. F.V., M.K.M. and D.M. (Dario Matulja) wrote parts of the manuscript. D.M. (Dario Matulja), M.K.M. and F.V. performed the literature searches. D.M. (Dean Markovic), G.A., S.L., V.V. and J.Á.S. participated in the manuscript writing, performed the literature searches, wrote and discussed parts of the manuscript, finalized the paper concept, and performed the final manuscript revision. All authors have read and agreed to the published version of the manuscript.

Funding: This research was funded by the Croatian Science Foundation through the project, IP-2019-04-8846, and the “Career Development of Young Researchers-Training of New PhDs” project for funding the studies of F. Vranješević and D. Matulja. Additional funding has been provided by: (a) the Croatian government and the European Union (European Regional Development Fund—the Competitiveness and Cohesion Operational Program—KK.01.1.1.01) through the Bioprospecting of the Adriatic Sea project (KK.01.1.1.01.0002) granted to The Scientific Centre of Excellence for Marine Bioprospecting-BioProCro, (b) the European Regional Development Fund (ERDF) and the University of Rijeka through the project “Research Infrastructure for Campus-based Laboratories at the University of Rijeka,” and (c) the University of Rijeka through the research grant UNIRI-prirod-18-102.

Conflicts of Interest: The authors declare no conflict of interest.

References

1. Trends in Atmospheric Carbon Dioxide. Available online: www.esrl.noaa.gov/gmd/ccgg/trends (accessed on 15 January 2022).
2. U.S. Environmental Protection Agency. Inventory of U.S. Greenhouse Gas Emissions and Sinks: 1990–2018. 2020. Available online: <https://www.epa.gov/sites/default/files/2020-04/documents/us-ghg-inventory-2020-main-text.pdf> (accessed on 15 January 2021).
3. Parry, M.L.; Canziani, O.F.; Palutikof, J.P.; van der Linden, P.J.; Hanson, C.E. *Climate Change 2007: Impacts, Adaptation and Vulnerability. Contribution of Working Group II to the Fourth Assessment Report of the Intergovernmental Panel on Climate Change*; Cambridge University Press: Cambridge, UK, 2007; p. 976.
4. Climate Action. 2020 Climate & Energy Package. 2020. Available online: https://ec.europa.eu/clima/eu-action/climate-strategies-targets/2020-climate-energy-package_en (accessed on 15 January 2022).
5. Kramer, G.J.; Haigh, M. No Quick Switch to Low-Carbon Energy. *Nature* **2009**, *462*, 568–569. [[CrossRef](#)] [[PubMed](#)]
6. Hepburn, C.; Adlen, E.; Beddington, J.; Carter, E.A.; Fuss, S.; Dowell, N.M.; Minx, J.C.; Smith, P.; Williams, C.K. The Technological and Economic Prospects for CO₂ Utilization and Removal. *Nature* **2019**, *575*, 87–97. [[CrossRef](#)] [[PubMed](#)]
7. Ali, S.; Razzaq, A.; In, S.-I. Development of Graphene Based Photocatalysts for CO₂ Reduction to C1 Chemicals: A Brief Overview. *Catal. Today* **2019**, *335*, 39–54. [[CrossRef](#)]
8. Vogt, C.; Monai, M.; Kramer, G.J.; Weckhuysen, B.M. The Renaissance of the Sabatier Reaction and Its Applications on Earth and in Space. *Nat. Catal.* **2019**, *2*, 188–197. [[CrossRef](#)]
9. Xu, L.; Xiu, Y.; Liu, F.; Liang, Y.; Wang, S. Research Progress in Conversion of CO₂ to Valuable Fuels. *Molecules* **2020**, *25*, 3653. [[CrossRef](#)]
10. Ema, T.; Miyazaki, Y.; Shimonishi, J.; Maeda, C.; Hasegawa, J. Bifunctional Porphyrin Catalysts for the Synthesis of Cyclic Carbonates from Epoxides and CO₂: Structural Optimization and Mechanistic Study. *J. Am. Chem. Soc.* **2014**, *136*, 15270–15279. [[CrossRef](#)]
11. Qu, Y.; Chen, Y.; Sun, J. Conversion of CO₂ with Epoxides to Cyclic Carbonates Catalyzed by Amino Acid Ionic Liquids at Room Temperature. *J. CO₂ Util.* **2022**, *56*, 101840. [[CrossRef](#)]
12. Marciniak, A.A.; Lamb, K.J.; Ozorio, L.P.; Mota, C.J.A.; North, M. Heterogeneous Catalysts for Cyclic Carbonate Synthesis from Carbon Dioxide and Epoxides. *Curr. Opin. Green Sustain. Chem.* **2020**, *26*, 100365. [[CrossRef](#)]
13. Lamb, K.J.; Ingram, I.D.V.; North, M.; Sengoden, M. Valorization of Carbon Dioxide into Oxazolidinones by Reaction with Aziridines. *CGC* **2019**, *6*, 32–43. [[CrossRef](#)]
14. Li, M.; Abdolmohammadi, S.; Hoseininezhad-Namin, M.S.; Behmagham, F.; Vessally, E. Carboxylative Cyclization of Propargylic Alcohols with Carbon Dioxide: A Facile and Green Route to α -Methylene Cyclic Carbonates. *J. CO₂ Util.* **2020**, *38*, 220–231. [[CrossRef](#)]
15. Schilling, W.; Das, S. Transition Metal-Free Synthesis of Carbamates Using CO₂ as the Carbon Source. *ChemSusChem* **2020**, *13*, 6246–6258. [[CrossRef](#)] [[PubMed](#)]
16. Arshadi, S.; Vessally, E.; Hosseinian, A.; Soleimani-amiri, S.; Edjlali, L. Three-Component Coupling of CO₂, Propargyl Alcohols, and Amines: An Environmentally Benign Access to Cyclic and Acyclic Carbamates (A Review). *J. CO₂ Util.* **2017**, *21*, 108–118. [[CrossRef](#)]
17. Parker, H.L.; Sherwood, J.; Hunt, A.J.; Clark, J.H. Cyclic Carbonates as Green Alternative Solvents for the Heck Reaction. *ACS Sustain. Chem. Eng.* **2014**, *2*, 1739–1742. [[CrossRef](#)]
18. Scrosati, B.; Hassoun, J.; Sun, Y.-K. Lithium-Ion Batteries. A Look into the Future. *Energy Environ. Sci.* **2011**, *4*, 3287. [[CrossRef](#)]
19. Guerin, W.; Diallo, A.K.; Kirilov, E.; Helou, M.; Slawinski, M.; Brusson, J.-M.; Carpentier, J.-F.; Guillaume, S.M. Enantiopure Isotactic PCHC Synthesized by Ring-Opening Polymerization of Cyclohexene Carbonate. *Macromolecules* **2014**, *47*, 4230–4235. [[CrossRef](#)]
20. Rollin, P.; Soares, L.K.; Barcellos, A.M.; Araujo, D.R.; Lenardão, E.J.; Jacob, R.G.; Perin, G. Five-Membered Cyclic Carbonates: Versatility for Applications in Organic Synthesis, Pharmaceutical, and Materials Sciences. *Appl. Sci.* **2021**, *11*, 5024. [[CrossRef](#)]
21. Cardillo, G.; Orena, M.; Porzi, G.; Sandri, S. A New Regio- and Stereo-Selective Functionalization of Allylic and Homoallylic Alcohols. *J. Chem. Soc. Chem. Commun.* **1981**, *10*, 465. [[CrossRef](#)]
22. Minakata, S.; Sasaki, I.; Ide, T. Atmospheric CO₂ Fixation by Unsaturated Alcohols Using TBuOI under Neutral Conditions. *Angew. Chem. Int. Ed.* **2010**, *49*, 1309–1311. [[CrossRef](#)]
23. Parrish, J.P.; Salvatore, R.N.; Jung, K.W. Perspectives on Alkyl Carbonates in Organic Synthesis. *Tetrahedron* **2000**, *56*, 8207–8237. [[CrossRef](#)]
24. Gennen, S.; Grignard, B.; Tassaing, T.; Jérôme, C.; Detrembleur, C. CO₂-Sourced α -Alkylidene Cyclic Carbonates: A Step Forward in the Quest for Functional Regioregular Poly(Urethane)s and Poly(Carbonate)s. *Angew. Chem. Int. Ed.* **2017**, *56*, 10394–10398. [[CrossRef](#)]
25. Sugawara, Y.; Yamada, W.; Yoshida, S.; Ikeno, T.; Yamada, T. Carbon Dioxide-Mediated Catalytic Rearrangement of Propargylic Alcohols into α,β -Unsaturated Ketones. *J. Am. Chem. Soc.* **2007**, *129*, 12902–12903. [[CrossRef](#)] [[PubMed](#)]
26. Iritani, K.; Yanagihara, N.; Utimoto, K. Carboxylative Coupling of Propargylic Alcohols with Allyl Chloride. *J. Org. Chem.* **1986**, *51*, 5499–5501. [[CrossRef](#)]
27. Uemura, K.; Shiraiishi, D.; Noziri, M.; Inoue, Y. Preparation of Cyclic Carbonates from Alkadienols, CO₂, and Aryl or Vinylic Halides Catalyzed by a Palladium Complex. *BCSJ* **1999**, *72*, 1063–1069. [[CrossRef](#)]

28. Sun, S.; Wang, B.; Gu, N.; Yu, J.-T.; Cheng, J. Palladium-Catalyzed Arylcarboxylation of Propargylic Alcohols with CO₂ and Aryl Halides: Access to Functionalized α -Alkylidene Cyclic Carbonates. *Org. Lett.* **2017**, *19*, 1088–1091. [[CrossRef](#)]
29. Yamada, W.; Sugawara, Y.; Cheng, H.M.; Ikeno, T.; Yamada, T. Silver-Catalyzed Incorporation of Carbon Dioxide into Propargylic Alcohols. *Eur. J. Org. Chem.* **2007**, *2007*, 2604–2607. [[CrossRef](#)]
30. Kikuchi, S.; Yoshida, S.; Sugawara, Y.; Yamada, W.; Cheng, H.-M.; Fukui, K.; Sekine, K.; Iwakura, I.; Ikeno, T.; Yamada, T. Silver-Catalyzed Carbon Dioxide Incorporation and Rearrangement on Propargylic Derivatives. *BCSJ* **2011**, *84*, 698–717. [[CrossRef](#)]
31. Xie, S.; Gao, X.; Zhou, F.; Wu, H.; Zhou, J. Enantioselective Carboxylative Cyclization of Propargylic Alcohol with Carbon Dioxide under Mild Conditions. *Chin. Chem. Lett.* **2020**, *31*, 324–328. [[CrossRef](#)]
32. Song, Q.-W.; Chen, W.-Q.; Ma, R.; Yu, A.; Li, Q.-Y.; Chang, Y.; He, L.-N. Bifunctional Silver(I) Complex-Catalyzed CO₂ Conversion at Ambient Conditions: Synthesis of α -Methylene Cyclic Carbonates and Derivatives. *ChemSusChem* **2015**, *8*, 821–827. [[CrossRef](#)]
33. Yuan, Y.; Xie, Y.; Zeng, C.; Song, D.; Chaemchuen, S.; Chen, C.; Verpoort, F. A Recyclable AgI/Oac⁻ Catalytic System for the Efficient Synthesis of α -Alkylidene Cyclic Carbonates: Carbon Dioxide Conversion at Atmospheric Pressure. *Green Chem.* **2017**, *19*, 2936–2940. [[CrossRef](#)]
34. Dabral, S.; Bayarmagnai, B.; Hermsen, M.; Schiefl, J.; Mormul, V.; Hashmi, A.S.K.; Schaub, T. Silver-Catalyzed Carboxylative Cyclization of Primary Propargyl Alcohols with CO₂. *Org. Lett.* **2019**, *21*, 1422–1425. [[CrossRef](#)]
35. Yu, X.; Yang, Z.; Zhang, F.; Liu, Z.; Yang, P.; Zhang, H.; Yu, B.; Zhao, Y.; Liu, Z. A Rose Bengal-Functionalized Porous Organic Polymer for Carboxylative Cyclization of Propargyl Alcohols with CO₂. *Chem. Commun.* **2019**, *55*, 12475–12478. [[CrossRef](#)] [[PubMed](#)]
36. Kaur, P.; Hupp, J.T.; Nguyen, S.T. Porous Organic Polymers in Catalysis: Opportunities and Challenges. *ACS Catal.* **2011**, *1*, 819–835. [[CrossRef](#)]
37. Gu, Y.; Shi, F.; Deng, Y. Ionic Liquid as an Efficient Promoting Medium for Fixation of CO₂: Clean Synthesis of α -Methylene Cyclic Carbonates from CO₂ and Propargyl Alcohols Catalyzed by Metal Salts under Mild Conditions. *J. Org. Chem.* **2004**, *69*, 391–394. [[CrossRef](#)] [[PubMed](#)]
38. Ouyang, L.; Tang, X.; He, H.; Qi, C.; Xiong, W.; Ren, Y.; Jiang, H. Copper-Promoted Coupling of Carbon Dioxide and Propargylic Alcohols: Expansion of Substrate Scope and Trapping of Vinyl Copper Intermediate. *Adv. Synth. Catal.* **2015**, *357*, 2556–2565. [[CrossRef](#)]
39. Jiang, H.-F.; Wang, A.-Z.; Liu, H.-L.; Qi, C.-R. Reusable Polymer-Supported Amine-Copper Catalyst for the Formation of α -Alkylidene Cyclic Carbonates in Supercritical Carbon Dioxide. *Eur. J. Org. Chem.* **2008**, *2008*, 2309–2312. [[CrossRef](#)]
40. Tian, H.-R.; Zhang, Z.; Liu, S.-M.; Dang, T.-Y.; Li, Z.; Lu, Y.; Liu, S.-X. A Highly Stable Polyoxovanadate-Based Cu(I)-MOF for the Carboxylative Cyclization of CO₂ with Propargylic Alcohols at Room Temperature. *Green Chem.* **2020**, *22*, 7513–7520. [[CrossRef](#)]
41. Qiu, J.; Zhao, Y.; Li, Z.; Wang, H.; Fan, M.; Wang, J. Efficient Ionic-Liquid-Promoted Chemical Fixation of CO₂ into α -Alkylidene Cyclic Carbonates. *ChemSusChem* **2017**, *10*, 1120–1127. [[CrossRef](#)]
42. Cervantes-Reyes, A.; Farshadfar, K.; Rudolph, M.; Rominger, F.; Schaub, T.; Ariafard, A.; Hashmi, A.S.K. Copper-Catalysed Synthesis of α -Alkylidene Cyclic Carbonates from Propargylic Alcohols and CO₂. *Green Chem.* **2021**, *23*, 889–897. [[CrossRef](#)]
43. Roy, M.M.D.; Rivard, E. Pushing Chemical Boundaries with *N*-Heterocyclic Olefins (NHOs): From Catalysis to Main Group Element Chemistry. *Acc. Chem. Res.* **2017**, *50*, 2017–2025. [[CrossRef](#)]
44. Wang, Y.-B.; Wang, Y.-M.; Zhang, W.-Z.; Lu, X.-B. Fast CO₂ Sequestration, Activation, and Catalytic Transformation Using *N*-Heterocyclic Olefins. *J. Am. Chem. Soc.* **2013**, *135*, 11996–12003. [[CrossRef](#)]
45. Li, W.; Yang, N.; Lyu, Y. Theoretical Insights into the Catalytic Mechanism of *N*-Heterocyclic Olefins in Carboxylative Cyclization of Propargyl Alcohol with CO₂. *J. Org. Chem.* **2016**, *81*, 5303–5313. [[CrossRef](#)] [[PubMed](#)]
46. Yan, S.; Zhou, R.; Han, F.; Feng, M.; Miao, C.; Zhang, S.; Ai, S. A CO₂-Induced ROCO₂ Na/ROCO₂ H Buffer Solution Promoted the Carboxylative Cyclization of Propargyl Alcohol to Synthesize Cyclic Carbonates. *Catal. Sci. Technol.* **2020**, *10*, 736–741. [[CrossRef](#)]
47. Ca', N.D.; Gabriele, B.; Ruffolo, G.; Veltri, L.; Zanetta, T.; Costa, M. Effective Guanidine-Catalyzed Synthesis of Carbonate and Carbamate Derivatives from Propargyl Alcohols in Supercritical Carbon Dioxide. *Adv. Synth. Catal.* **2011**, *353*, 133–146. [[CrossRef](#)]
48. Zhou, H.; Zhang, R.; Lu, X.-B. Isolable CO₂ Adducts of Polarized Alkenes: High Thermal Stability and Catalytic Activity for CO₂ Chemical Transformation. *Adv. Synth. Catal.* **2019**, *361*, 326–334. [[CrossRef](#)]
49. Ghosh, A.K.; Brindisi, M. Organic Carbamates in Drug Design and Medicinal Chemistry. *J. Med. Chem.* **2015**, *58*, 2895–2940. [[CrossRef](#)]
50. Vacondio, F.; Silva, C.; Mor, M.; Testa, B. Qualitative Structure-Metabolism Relationships in the Hydrolysis of Carbamates. *Drug Metab. Rev.* **2010**, *42*, 551–589. [[CrossRef](#)]
51. Brickner, S.J. Oxazolidinone Antibacterial Agents. *Curr. Pharmaceutical Des.* **1996**, *2*, 175–194.
52. Introduction to Green Pharmaceutical Science: Fact, Fiction, and Future. In *Scalable Green Chemistry*; Koenig, S. (Ed.) Jenny Stanford Publishing: Singapore, 2013; pp. 21–44. ISBN 9780429099953.
53. Cardillo, G.; Orena, M.; Sandri, S. Oxazolidin-2-Ones from Allylic Amines by Means of Iodine and Carbonate Anion on Polymeric Support. A Convenient Synthesis of (+)-Propranolol. *J. Org. Chem.* **1986**, *51*, 713–717. [[CrossRef](#)]
54. Toda, T.; Kitagawa, Y. Formation of Oxazolidinones and Oxazinanones by Reaction of Allylamines and of Homoallylamines with Carbon Dioxide and Iodine via Intramolecular Cyclization. *Angew. Chem. Int. Ed. Engl.* **1987**, *26*, 334–335. [[CrossRef](#)]

55. García-Egido, E.; Fernández, I.; Muñoz, L. Convenient Synthesis of Oxazolidinones and Oxazinones from Allyl and Homoallyl Amines under Mild Conditions. *Synth. Commun.* **2006**, *36*, 3029–3042. [[CrossRef](#)]
56. Kanzian, T.; Nigst, T.A.; Maier, A.; Pichl, S.; Mayr, H. Nucleophilic Reactivities of Primary and Secondary Amines in Acetonitrile. *Eur. J. Org. Chem.* **2009**, *2009*, 6379–6385. [[CrossRef](#)]
57. Soldi, L.; Massera, C.; Costa, M.; Ca', N.D. A Novel One-Pot Synthesis of Oxazolidinones through Direct Introduction of CO₂ into Allylamine Derivatives. *Tetrahedron Lett.* **2014**, *55*, 1379–1383. [[CrossRef](#)]
58. Wang, S.; Zhang, X.; Cao, C.; Chen, C.; Xi, C. I₂-Mediated Oxidative Bicyclization of 4-Pentenamines to Prolinol Carbamates with CO₂ Incorporating Oxyamination of the C=C Bond. *Green Chem.* **2017**, *19*, 4515–4519. [[CrossRef](#)]
59. Ye, J.-H.; Song, L.; Zhou, W.-J.; Ju, T.; Yin, Z.-B.; Yan, S.-S.; Zhang, Z.; Li, J.; Yu, D.-G. Selective Oxytrifluoromethylation of Allylamines with CO₂. *Angew. Chem. Int. Ed.* **2016**, *55*, 10022–10026. [[CrossRef](#)] [[PubMed](#)]
60. Sun, L.; Ye, J.-H.; Zhou, W.-J.; Zeng, X.; Yu, D.-G. Oxy-Alkylation of Allylamines with Unactivated Alkyl Bromides and CO₂ via Visible-Light-Driven Palladium Catalysis. *Org. Lett.* **2018**, *20*, 3049–3052. [[CrossRef](#)] [[PubMed](#)]
61. Yoshida, S.; Fukui, K.; Kikuchi, S.; Yamada, T. Silver-Catalyzed Preparation of Oxazolidinones from Carbon Dioxide and Propargylic Amines. *Chem. Lett.* **2009**, *38*, 786–787. [[CrossRef](#)]
62. Sekine, K.; Kobayashi, R.; Yamada, T. Silver-Catalyzed Three-Component Reaction of Propargylic Amines, Carbon Dioxide, and N-Iodosuccinimide for Stereoselective Preparation of (E)-Iodovinylloxazolidinones. *Chem. Lett.* **2015**, *44*, 1407–1409. [[CrossRef](#)]
63. Takeda, Y.; Okumura, S.; Tone, S.; Sasaki, I.; Minakata, S. Cyclizative Atmospheric CO₂ Fixation by Unsaturated Amines with *t*-BuOI Leading to Cyclic Carbamates. *Org. Lett.* **2012**, *14*, 4874–4877. [[CrossRef](#)]
64. Yoshida, M.; Mizuguchi, T.; Shishido, K. Synthesis of Oxazolidinones by Efficient Fixation of Atmospheric CO₂ with Propargylic Amines by Using a Silver/1,8-Diazabicyclo[5.4.0]Undec-7-Ene (DBU) Dual-Catalyst System. *Chem. Eur. J.* **2012**, *18*, 15578–15581. [[CrossRef](#)]
65. García-Domínguez, P.; Fehr, L.; Rusconi, G.; Nevado, C. Palladium-Catalyzed Incorporation of Atmospheric CO₂: Efficient Synthesis of Functionalized Oxazolidinones. *Chem. Sci.* **2016**, *7*, 3914–3918. [[CrossRef](#)]
66. Brunel, P.; Monot, J.; Kefalidis, C.E.; Maron, L.; Martin-Vaca, B.; Bourissou, D. Valorization of CO₂: Preparation of 2-Oxazolidinones by Metal–Ligand Cooperative Catalysis with SCS Indenediide Pd Complexes. *ACS Catal.* **2017**, *7*, 2652–2660. [[CrossRef](#)]
67. Liu, X.; Wang, M.-Y.; Wang, S.-Y.; Wang, Q.; He, L.-N. In Situ Generated Zinc(II) Catalyst for Incorporation of CO₂ into 2-Oxazolidinones with Propargylic Amines at Atmospheric Pressure. *ChemSusChem* **2017**, *10*, 1210–1216. [[CrossRef](#)] [[PubMed](#)]
68. Zhou, Z.; Chen, K.; He, L. Efficient and Recyclable Cobalt(II)/Ionic Liquid Catalytic System for CO₂ Conversion to Prepare 2-Oxazolinones at Atmospheric Pressure. *Chin. J. Chem.* **2019**, *37*, 1223–1228. [[CrossRef](#)]
69. Huang, W.-B.; Ren, F.-Y.; Wang, M.-W.; Qiu, L.-Q.; Chen, K.-H.; He, L.-N. Cu(II)-Catalyzed Phosphonocarboxylative Cyclization Reaction of Propargylic Amines and Phosphine Oxide with CO₂. *J. Org. Chem.* **2020**, *85*, 14109–14120. [[CrossRef](#)] [[PubMed](#)]
70. Chen, F.; Tao, S.; Deng, Q.-Q.; Wei, D.; Liu, N.; Dai, B. Binuclear Tridentate Hemilabile Copper(I) Catalysts for Utilization of CO₂ into Oxazolidinones from Propargylic Amines. *J. Org. Chem.* **2020**, *85*, 15197–15212. [[CrossRef](#)] [[PubMed](#)]
71. Zhao, Y.; Qiu, J.; Li, Z.; Wang, H.; Fan, M.; Wang, J. An Experimental and Theoretical Study on the Unexpected Catalytic Activity of Triethanolamine for the Carboxylative Cyclization of Propargylic Amines with CO₂. *ChemSusChem* **2017**, *10*, 2001–2007. [[CrossRef](#)]
72. Fujii, A.; Choi, J.-C.; Fujita, K. Quaternary Ammonium Salt-Catalyzed Carboxylative Cyclization of Propargylic Amines with CO₂. *Tetrahedron Lett.* **2017**, *58*, 4483–4486. [[CrossRef](#)]
73. Cao, C.; Xia, S.; Song, Z.; Xu, H.; Shi, Y.; He, L.; Cheng, P.; Zhao, B. Highly Efficient Conversion of Propargylic Amines and CO₂ Catalyzed by Noble-Metal-Free [Zn₁₁₆] Nanocages. *Angew. Chem. Int. Ed.* **2020**, *59*, 8586–8593. [[CrossRef](#)]
74. Matsuo, H.; Choi, J.-C.; Fujitani, T.; Fujita, K. Silica-Catalyzed Carboxylative Cyclization of Propargylic Amines with CO₂. *Tetrahedron Lett.* **2020**, *61*, 152557. [[CrossRef](#)]