

Original Article

Cite this article: Avigliano E, Pisonero J, Bordel N, Dománico A, Volpedo AV (2019). Mixed-stock and discriminant models use for assessing recruitment sources of estuarine fish populations in La Plata Basin (South America). *Journal of the Marine Biological Association of the United Kingdom* 1–5. <https://doi.org/10.1017/S002531541900016X>

Received: 18 September 2018

Revised: 4 February 2019

Accepted: 11 February 2019

Key words:

LA-ICP-MS; maximum likelihood; otolith microchemistry; quadratic discriminant; recruitment; stock composition

Author for correspondence:

Esteban Avigliano, E-mail: estebanavigliano@conicet.gov.ar

Mixed-stock and discriminant models use for assessing recruitment sources of estuarine fish populations in La Plata Basin (South America)

Esteban Avigliano¹, Jorge Pisonero², Nerea Bordel², Alejandro Dománico^{3,4}
and Alejandra Vanina Volpedo¹

¹Universidad de Buenos Aires (UBA)-CONICET, Instituto de Investigaciones en Producción Animal (INPA), Facultad de Ciencias Veterinarias, Av. Chorroarín 280, C1427CWO Buenos Aires, Argentina; ²Departamento de Física, Facultad de Ciencias, Universidad de Oviedo, Federico García Lorca, no. 18, 33007 Oviedo, Spain; ³Comisión de Investigaciones Científicas (CIC), Calle 526 s/n, 1900 La Plata, Buenos Aires, Argentina and ⁴Laboratorio de la Dirección de Pesca Continental, Subsecretaría de Pesca y Acuicultura, Ministerio de Agroindustria, Alférez Pareja 125, C1107BJD Buenos Aires, Argentina

Abstract

The objective of this study was to identify potential recruitment sources of *Prochilodus lineatus* from freshwater areas (Paraná and Uruguay rivers) to estuarine population of the Río de la Plata Estuary (La Plata Basin, South America), considering young (age-1) and adult (age-7) fish. LA-ICP-MS chemical analysis of the otolith core (nine element:Ca ratios) of an unknown mixed sample from Río de la Plata Estuary (2011 and 2017) was compared with a young-of-year baseline data set (same cohort) and classified into freshwater nurseries (Paraná or Uruguay river) by using maximum classification-likelihood models (MLE and MCL) and quadratic discriminant analysis (QDA). Considering the three models used, the Uruguay River was the most important contributor for both young and adult populations. The young population (2011) was highly mixed with contributions between 31.7 to 68.3%, while the degree of mixing was found to decrease in 2017 (adult fish) from 97.1 to 100% contributions. The three employed methods showed comparable estimates, however, the QDA showed a high similarity with the MCL model, suggesting sensitivity to evaluate small contributions, unlike the MLE method. Our results show the potential application of maximum likelihood mixture models and QDA for determining the relative importance of recruitment sources of fish in estuarine waters of the La Plata Basin.

Introduction

Otolith chemistry has been widely used to study stock composition or natal origin of several fish species (Crook & Gillanders, 2006; Rooker *et al.*, 2008, 2014, 2016; Thorisson *et al.*, 2011; Radigan *et al.*, 2018) because the otolith material (calcium carbonate and trace elements) is deposited constantly and it is not resorbed (Campana & Neilson, 1985; Casselman, 1990; Campana & Thorrold, 2001; Elsdon *et al.*, 2008). Most studies of natal origin using otolith chemistry have been developed for marine species (Rooker *et al.*, 2008; Schloesser *et al.*, 2010; Thorisson *et al.*, 2011), there being fewer for freshwater and estuarine fish (Crook & Gillanders, 2006; Radigan *et al.*, 2018).

Streaked prochilod (*Prochilodus lineatus*, Valenciennes, 1836) is the main fishery resource of the La Plata Basin and it is distributed throughout the basin (Argentina, Bolivia, Brazil, Paraguay and Uruguay). The management of *P. lineatus* is complex because it is a transboundary species and the sources of recruitment are not completely known. This species migrates to feed and spawn (over 1500 km), and currently the fishery is mainly based on the dominant 2010 cohort (Bonetto *et al.*, 1981; Delfino & Baigun, 1985; Espinach Ros *et al.*, 1998). The most important reproductive areas are located in the middle/low reaches of the Paraná and Uruguay rivers (Sverlij *et al.*, 1993), which are the two main tributaries of the Río de la Plata Estuary (Figure 1). Countries such as Argentina have exported more than 40,000 t year⁻¹ of *P. lineatus* caught in these areas (Baigún *et al.*, 2013; MINAGRO, 2018). Particularly, the Río de la Plata Estuary has historically been an important capture area for both Argentina and Uruguay. In this sense, it is very important to know the degree of contribution from freshwater nursery areas to estuarine stocks to support the efficiency of fisheries management in the estuary.

Recently, Avigliano *et al.* (2018b) have developed a multi-elemental baseline data set based on Laser Ablation Inductively Coupled Plasma Mass Spectrometry (LA-ICP-MS) determination of nine *lapilli* otolith trace elements of young-of-year (YOY) *P. lineatus*, which represent the two main known nursery areas in La Plata Basin (Paraná and Uruguay rivers). This baseline could allow estimation of the natal origin of fish caught in the estuary in relation to the freshwater nurseries. Maximum likelihood-based methods and discriminant analysis (DA) have been widely used to study stock composition due to their high discriminatory power in mixed situations (Campana, 1999; Gillanders, 2002, 2005; Kerr & Campana, 2013).





Fig. 1. Sampling sites of *Prochilodus lineatus* (red hatched area). Arrows show the origin of the contributions from freshwater nursery areas to estuary. Green hatched areas show the freshwater nursery areas.

These models, based on otolith LA-ICP-MS microchemistry have demonstrated their potential to study natal origin of marine and freshwater fish (Crook & Gillanders, 2006; Thorisson et al., 2011; Rooker et al., 2014), which could contribute to understanding the recruitment sources of the Río de la Plata Estuary.

Therefore, the objective of this project was to estimate the contribution of *Prochilodus lineatus* from freshwater nursery areas to estuarine populations (young and adult fish) of the Río de la Plata Estuary (La Plata Basin), using otolith LA-ICP-MS chemistry analysis and discriminatory models such as maximum classification-likelihood and discriminant analysis.

Materials and methods

Study area and sampling

The La Plata Basin crosses through five countries (Argentina, Bolivia, Brazil, Paraguay and Uruguay) in South America and lies between latitudes 17° and 36°, where the current flows in a north-south direction (Figure 1). Fish were caught by using trammel nets in the Río de la Plata Estuary on the border between Argentina and Uruguay (Figure 1) in 2011 and 2017. Collection permits in Argentina were granted by Ministerio de Asuntos Agrarios de Buenos Aires and fish handling during sampling was performed following guidelines of the ethical committee of the Consejo Nacional de Investigaciones Científicas y Técnicas (CONICET). Fish were measured (standard length = SL, in cm) and the *lapilli* otoliths were extracted. *Lapilli* otolith was used instead of *sagittae* or *asterisci* otolith because it is larger in Characiformes such as *P. lineatus* (Avigliano et al., 2015; Volpedo et al., 2017).

Sample preparation and chemical analysis

Left otoliths were weighed, decontaminated three times with 2% HNO₃ (Merck KGaA, Garmstadt, Germany) and rinsed five

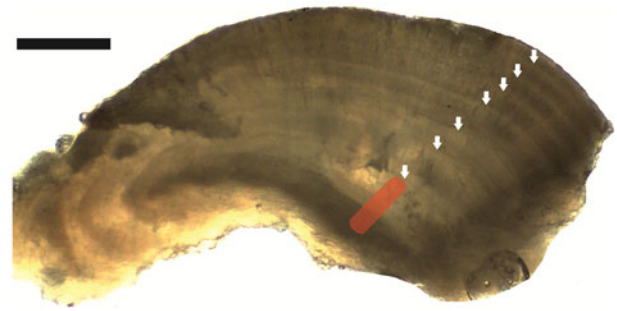


Fig. 2. *Lapillus* otolith section of *Prochilodus lineatus* (age-7) from Río de la Plata Estuary showing the core laser ablation area (red hatched area). The white arrows indicate the annuli. Scale bar: 250 μ m.

times in Milli-Q water (18.2 mOhm cm⁻¹). Decontaminated otoliths were embedded in epoxy, and then sectioned through the core to a thickness of 1000 μ m using a low speed saw (Buehler Isomet, Hong Kong, China).

Fish age was estimated by counting the *annuli* in the otolith (Espinach Ros et al., 2008) sections using a stereomicroscope (Leica EZA-HD, Singapore). After that, sections were fixed to glass slides, polished using 9 μ m-grid sandpaper and ultrasonically cleaned for 5 min in Milli-Q water.

The isotope concentrations ¹³⁸Ba, ⁶⁵Cu, ⁴³Ca, ⁷Li, ²⁵Mg, ⁵⁵Mn, ²⁰⁸Pb, ⁸⁵Rb, ⁸⁸Sr and ⁶⁶Zn were determined by LA-ICP-MS at the Department of Physics from the University of Oviedo, Spain. A 193 nm ArF Excimer laser ablation system (Photon Machines Analyte G2) coupled to an ICP-QMS Agilent 7700 (Santa Clara, USA) was used for the analysis. Analytical conditions were configured according to Avigliano et al. (2018a, 2018b). Radial line-scans of ~190 μ m length were carried out from core to the first *annuli* (Figure 2) using a circular aperture at scanning speed of 5 μ m s⁻¹ (spot diameter: 85 μ m; crater depth: 160 μ m). Intensity ratios ²³²Th¹⁶O/²³²Th (<0.35%) and ²³⁸U/²³²Th (~1) were used for monitoring the plasma robustness and NIST 612 and NIST 610 reference materials (silicate glass) were used as external and secondary standard, respectively (Pearce et al., 1997; Jochum et al., 2011; NIST, 2012). Analyte recoveries for NIST 610 ranged from 97 to 104% for ⁷Li, ²⁵Mg, ⁶⁵Cu, ⁸⁵Rb, ⁸⁸Sr, ¹³⁸Ba and ²⁰⁸Pb and 70 to 85% for ⁶⁶Zn and ⁵⁵Mn. Isotope signals were normalized to the internal standard ⁴³Ca (38.8 wt.%) (Yoshinaga et al., 2000; Hamer et al., 2015) and the concentrations were expressed as molar ratios (element/Ca: μ mol mol⁻¹ and mmol mol⁻¹).

Recruitment sources estimates

Because the otolith weight and standard length could be associated with the incorporation of elements into the otolith (Campana, 2013), the effect of these variables on the elemental ratios was assessed by Spearman correlation.

Natal origin of fish caught in 2011 and 2017 in the Río de la Plata Estuary was predicted using three different methods: direct maximum-likelihood-estimation (MLE), maximum classification-likelihood estimator (MCL), and quadratic discriminant analysis (QDA). MLE and MCL were carried out using HISEA program (Millar, 1990), while QDA was performed using Systat 13.

Otolith core fingerprints of YOY fish sampled in 2010 (same cohort) were used as baseline data (Avigliano et al., 2018b). The baseline was comprised of *lapilli* otolith core ratio values (Ba:Ca, Cu:Ca, Li:Ca, Mg:Ca, Mn:Ca, Rb:Ca, Sr:Ca, Pb:Ca and Zn:Ca) of YOY *P. lineatus* from Paraná and Uruguay nurseries. This baseline data set has shown high ability in detecting

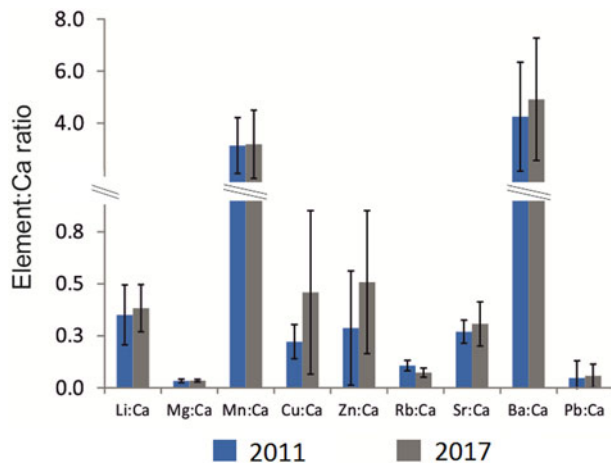


Fig. 3. Mean \pm standard deviation of elemental ratios in $\mu\text{mol mol}^{-1}$ (Sr:Ca and Mg:Ca in mmol mol^{-1}) in *lapilli* otoliths core from Río de la Plata Estuary for sampling year.

differences between Uruguay (96.6%) and Paraná (100%) rivers (average = 98.3%) fingerprints (Avigliano *et al.*, 2018b).

Prior to the QDA, multicollinearity of the baseline was tested by calculating the tolerance value, which was calculated as $1 - R^2$ of the respective variable with all other variables included in the current model (Hair *et al.*, 2014). Moreover, homogeneity of variance-co-variance matrices was verified using Box test. The prior probabilities of classification were estimated on sample sizes and group numbers (White & Ruttenberg, 2007) and the classification accuracy was evaluated by leave-one-out cross-validation. The mean discriminant coefficient (Backhaus *et al.*, 2016) was used to estimate the weight of each elemental ratio that contributed most to the separation among the two freshwater sources.

Standard deviations of the maximum likelihood methods estimates were calculated by running the HISEA program in simulation mode (bootstrap) using 1000 simulations (Millar, 1990; DeVries *et al.*, 2002; Rooker *et al.*, 2008, 2014, 2016; Avigliano *et al.*, 2018b).

Results

Age-1 fish caught in 2011 ($N = 29$, $SL \pm SD = 23.0 \pm 1.8$ cm) and age-7 caught in 2017 ($N = 24$, $SL \pm SD = 44.5 \pm 1.4$ cm) were used, and the estimates of origin were made using fish corresponding to the baseline cohort (2010 dominant cohort).

No significant correlations were found between otolith weight or standard length and elemental ratios ($P > 0.05$).

Elemental ratios of the unknown mixed sample from Río de la Plata Estuary (Age-1 and Age-7) are shown in Figure 3. The ratios that showed highest mean levels for both Age-1 (young) and Age-7 (adult) fish were Sr:Ca, Mg:Ca and Ba:Ca ($>0.42 \mu\text{mol mol}^{-1}$), whereas the lowest were Mn:Ca, Li:Ca, Zn:Ca, Cu:Ca, Rb:Ca and Pb:Ca ($<0.31 \mu\text{mol mol}^{-1}$). The tendency Sr:Ca > Mg:Ca > Ba:Ca > Mn:Ca > Li:Ca > Zn:Ca > Cu:Ca > Rb:Ca > Pb:Ca was observed for Age-1 fish, while Sr:Ca > Mg:Ca > Ba:Ca > Mn:Ca > Zn:Ca > Cu:Ca > Li:Ca > Rb:Ca > Pb:Ca was obtained for Age-7 fish. These data were compared with YOY baseline and classified into freshwater nurseries (Paraná and Uruguay rivers) using QDA and maximum likelihood models. Results of stock composition estimates are shown in Figure 4. MLE suggested that the age-1 (2011) population was mixed with contributions of 68.3 ± 4.7 and $31.7 \pm 4.7\%$ for Uruguay and Paraná nurseries, respectively. Estimates using MCL indicated a slightly higher degree of mixing with percentages of 54 ± 4.9 and $46 \pm 4.9\%$ for Uruguay and

Paraná Rivers, respectively. QDA also indicated that the population was highly mixed, with 51.7% of the young fish originating from the Uruguay River, while the remaining young fish were classified as Paraná fingerprint (48.3%).

In relation to age-7 fish (2017), the degree of mixing was found to decrease with respect to 2011 (Figure 4). MLE showed that the population of adult fish from Río de la Plata Estuary was not mixed, with $100 \pm 0.7\%$ of the fish originating from the Uruguay River. A similar result was observed by MCL, where $91.7 \pm 3.3\%$ of recruits originated from Uruguay waters, suggesting a limited contribution from the Paraná River. Like the MCL model, QDA showed a low proportion from the Paraná River (8.3%), the Uruguay River being the highest contributor (91.7%).

Based on the QDA discriminant coefficients, Rb:Ca (-0.81), Zn:Ca (-0.42) and Sr:Ca (0.33) ratios were identified as the most important variables among the two freshwater sources.

The estimates based on bootstrap mode showed standard deviations lower than 5% (Figure 4), suggesting a good degree of certainty of the estimations.

Discussion

It is necessary to know the recruitment sources from freshwater nursery areas to estuarine stocks to support the efficiency of fisheries management in the La Plata Basin. For this, it is mandatory to test the efficiency of different estimation methods. In this paper, maximum likelihood mixture models and QDA showed comparable estimates, nevertheless, QDA and MCL showed a high sensitivity to assess small contributions. Thus, MCL and QDA seem to be the most appropriate estimators for studying the recruitment sources of *P. lineatus* from Río de la Plata Estuary. According to the three models, the Uruguay River was the most important contributor for both young (age-1) and adult (age-7) populations. These results show the potential of these methods for studying the recruitment sources of *P. lineatus* from freshwater to estuarine environments of the La Plata Basin.

Maximum likelihood mixture models and QDA based on otolith LA-ICP-MS microchemistry have shown to be a potential tool for studying recruitment sources in several continents (Crook & Gillanders, 2006; Thorisson *et al.*, 2011; Rooker *et al.*, 2014). Nevertheless, the application of these methods has been poorly implemented in Latin America (Niklitschek *et al.*, 2014; Avigliano, & Volpedo, 2016; Avigliano *et al.*, 2018b), this paper being the first one using otolith microchemistry to study contributions from freshwater nursery areas to estuarine fish populations.

Several authors have employed both MLE and MLC methods (Fraile *et al.*, 2014; Rooker *et al.*, 2014; Avigliano *et al.*, 2018b), while others have used MLE (Crook & Gillanders, 2006) or MCL (Lazartigues *et al.*, 2016, 2017), separately. Discriminant analysis models have been less used because it is necessary to know the prior probabilities of classification to each group, these being rarely known in nature (Millar, 1990; Gillanders, 2005). For example, to assume equal probabilities of classification could tend to under-estimate the misclassification probabilities, especially when the size of the baseline is very small (Millar, 1990). In this regard, recent authors have preferred to used maximum likelihood estimators (Fraile *et al.*, 2014; Rooker *et al.*, 2014; Lazartigues *et al.*, 2017; Avigliano *et al.*, 2018b), although these methods in combination with discriminant analysis have also been used (Fraile *et al.*, 2014). Avigliano *et al.* (2018b) have assessed the contribution from nursery areas to freshwater stocks of *P. lineatus* in the La Plata Basin using otolith chemistry and maximum classification-likelihood models (MLE and MLC methods) simultaneously. In that study, the degree of mixing of adults was higher than in young fish from a freshwater environment.

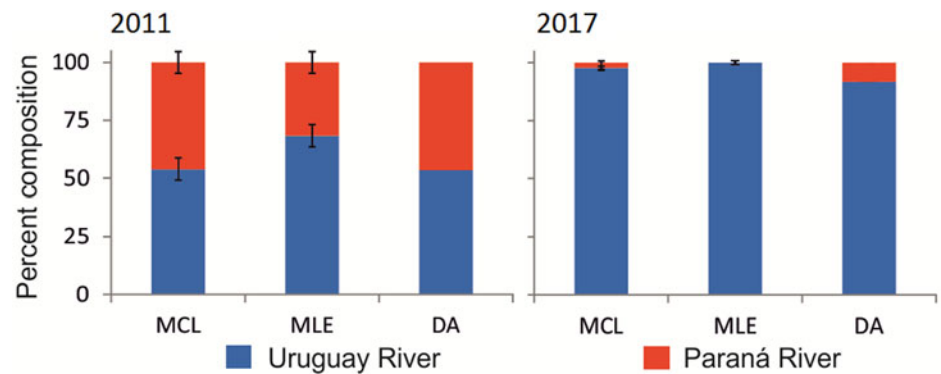


Fig. 4. Results of maximum-likelihood-estimation (MLE), maximum-classification-likelihood (MCL) and quadratic discriminant analysis (DA). Per cent composition estimates indicate the recruitment source of young (age-1, N=29) and adult (age-7, N=24) *Prochilodus lineatus* from Río de la Plata Estuary.

Avigliano *et al.* (2018b) have not found remarkable differences for the estimates and standard deviations obtained using MLC and MLE methods. However, they have suggested that the MCL method could be more useful than MLE for *P. lineatus*, considering that MCL has a better performance in the estimates when there are very low contributions (Millar, 1990).

Elemental incorporation into the otolith may be related to the surrounding environment, physiology and genetics, among other factors (Ranaldi & Gagnon, 2008; Brown & Fuentes, 2010; Webb *et al.*, 2012; Barnes & Gillanders, 2013). In this paper, Rb:Ca, Zn:Ca and Sr:Ca ratios were identified as the variables that contributed most to the separation among the two freshwater sources. Interestingly, Rb:Ca incorporation pathways have not yet been explored. Nevertheless, Rb:Ca has previously been detected in lapilli otolith of *Megaleporinus obtusidens* from the La Plata Basin (same study area) (Avigliano *et al.*, 2018a), which suggests that this element could be available in the environment. Otolith Sr:Ca ratio is generally positively related to salinity (Campana, 1999; Avigliano & Volpedo, 2013; Bouchard *et al.*, 2015), while otolith Zn:Ca incorporation may be influenced by diet (Ranaldi & Gagnon, 2008).

All models showed that there is a temporal variability in the stock composition (Figure 4). The temporal variation in the composition of stocks could be related to the active migratory behaviour of the species and environmental factors (floods, water flow), which could affect the displacements. Due to the large size of the estuary (35,000 km², Guerrero *et al.*, 1997), it is possible that the stock composition also varies spatially. Thus, it is strongly recommended to assess the mixing of stocks for all age classes and cohorts considering different sampling sites in the estuary. In the case of this work, it is evident that for the 2010 cohort, the sources of recruitment from the Uruguay River were fundamental for Río de la Plata Estuary populations. On the other hand, the areas with the potential to generate alternative sites of spawning in the migratory corridor should be monitored, because the existence of new or small contributions from unknown nursery areas could modify the estimates made. In addition, the monitoring may contribute to the management of the predominant nursery areas, which should be properly conserved.

The results of this work allow recommending the use of similar approaches with other commercially important species that inhabit the estuary and could have nurseries in freshwater such as *Pseudoplatystoma corruscans*, *P. fasciatum*, *Megaleporinus obtusidens*, *Luciopimelodus pati* and *Salminus brasiliensis*. In this regard, new species-specific baselines should be generated using YOY fish of the different species of the basin.

Acknowledgements. The authors thank CONICET and Asociación Universitaria Iberoamericana de Postgrado (AUIP). We wish to acknowledge the editor and the anonymous reviewers for their constructive comments, which helped us to improve the manuscript.

Financial support. This work was supported by the Universidad de Buenos Aires (UBACYT 20020150100052BA), ANPCyT (PICT 2015-1823), Administrative Commission of the River Uruguay (CARU, 2010-2014) and Government of the Principality of Asturias (FC-15-GRUPIN14-040).

References

- Avigliano E and Volpedo AV (2013) Use of otolith strontium:calcium ratio as an indicator of seasonal displacements of the silverside (*Odontesthes bonariensis*) in a freshwater-marine environment. *Marine and Freshwater Research* **64**, 746–751.
- Avigliano E and Volpedo AV (2016) A review of the application of otolith microchemistry toward the study of Latin American fishes. *Reviews in Fisheries Science and Aquaculture* **24**, 369–384.
- Avigliano E, Velasco G and Volpedo AV (2015) Use of lapillus otolith microchemistry as an indicator of the habitat of *Genidens barbatus* from different estuarine environments in the southwestern Atlantic Ocean. *Environmental Biology of Fishes* **98**, 1623–1632.
- Avigliano E, Pisonero J, Dománico A, Silva N, Sánchez S and Volpedo AV (2018a) Spatial segregation and connectivity in young and adult stages of *Megaleporinus obtusidens* inferred from otolith elemental signatures: implications for management. *Fisheries Research* **204**, 239–244.
- Avigliano E, Pisonero J, Sánchez S, Dománico A and Volpedo AV (2018b) Estimating contributions from nursery areas to fish stocks in freshwater systems using otolith fingerprints: the case of the Streaked prochilod in the La Plata Basin (South America). *River Research and Applications* **34**, 863–872.
- Backhaus K, Erichson B, Plinke W and Weiber R. (2016) *Multivariate Analysemethoden – Eine anwendungsorientierte Einführung*. Berlin: Springer. 854 pp.
- Baigún C, Minotti P and Oldani N (2013) Assessment of sábalo (*Prochilodus lineatus*) fisheries in the lower Paraná river basin (Argentina) based on hydrological, biological, and fishery indicators. *Neotropical Ichthyology* **11**, 199–210.
- Barnes TC and Gillanders BM (2013) Combined effects of extrinsic and intrinsic factors on otolith chemistry: implications for environmental reconstructions. *Canadian Journal of Fisheries and Aquatic Sciences* **70**, 1159–1166.
- Bonetto AA, Canon Veron M and Roldán D (1981) Nuevos aportes al conocimiento de las migraciones de peces en el río Paraná. *Ecosur* **8**, 29–40.
- Bouchard C, Thorrold SR and Fortier L (2015) Spatial segregation, dispersion and migration in early stages of polar cod *Boreogadus saida* revealed by otolith chemistry. *Marine Biology* **162**, 855–868.
- Brown DR and Fuentes CM (2010) Daily increments in otoliths of sábalo (*Prochilodus lineatus*) larvae: short communication. *Journal of Applied Ichthyology* **26**, 123–125.
- Campana SE (1999) Chemistry and composition of fish otoliths: pathways, mechanisms and applications. *Marine Ecology Progress Series* **188**, 263–297.
- Campana SE (2013) Otolith elemental as a natural marker of fish stocks. In Cadrin SX, Kerr LA and Mariani S (eds), *Stock Identification Methods: Applications in Fishery Science*, 2nd Edn. Amsterdam: Elsevier, pp. 227–245.
- Campana SE and Neilson JD (1985) Microstructure of fish otoliths. *Canadian Journal of Fisheries and Aquatic Sciences* **42**, 1014–1032.
- Campana SE and Thorrold SR (2001) Otoliths, increments, and elements: keys to a comprehensive understanding of fish populations? *Canadian Journal of Fisheries and Aquatic Sciences* **58**, 30–38.
- Casselman JM (1990) Growth and relative size of calcified structures of fish. *Transactions of the American Fisheries Society* **119**, 673–688.

- Crook DA and Gillanders BM** (2006) Use of otolith chemical signatures to estimate carp recruitment sources in the mid-Murray River, Australia. *River Research and Applications* **22**, 871–879.
- Delfino R and Baigun C** (1985) Marcaciones de peces en el embalse de salto Grande, Río Uruguay (Argentina – Uruguay). *Revista de la Asociación de Ciencias Naturales del Litoral* **16**, 85–93.
- DeVries DA, Grimes CB and Prager MH** (2002) Using otolith shape analysis to distinguish eastern Gulf of Mexico and Atlantic Ocean stocks of king mackerel. *Fisheries Research* **57**, 51–62.
- Elsdon T, Wells B, Campana S, Gillanders B, Jones C, Limburg K, Secor D, Thorrold S and Walther B** (2008) Otolith chemistry to describe movements and life-history parameters of fish: hypotheses, assumptions, limitations and inferences. *Oceanography and Marine Biology* **46**, 297–330.
- Espinach Ros A, Sverlij S, Amestoy F and Spinetti M** (1998) Migration pattern of the sábalo *Prochilodus lineatus* (Pisces, Prochilodontidae) tagged in the lower Uruguay River. *Verhandlung International Verein Limnologie* **22**, 2234–2236.
- Espinach Ros A, Demonte LD, Campana M, Trogolo A, Dománico A and Cordiviola E** (2008) Proyecto de evaluación del recurso sábalo (*Prochilodus lineatus*) en el Paraná. Informe de los resultados de la segunda etapa (2006–2007). Secretaría de Agricultura, Ganadería, Pesca y Alimentos Subsecretaría de Pesca y Acuicultura, Buenos Aires, Argentina. Available at http://www.agroindustria.gov.ar/site/pesca/pesca_continental/ (2006–2007).pdf, Buenos Aires.
- Fraile I, Arrizabalaga H and Rooker JR** (2014) Origin of Atlantic bluefin tuna (*Thunnus thynnus*) in the Bay of Biscay. *ICES Journal of Marine Science* **72**, 625–634.
- Gillanders BM** (2002) Connectivity between juvenile and adult fish populations: do adults remain near their recruitment estuaries? *Marine Ecology Progress Series* **240**, 215–223.
- Gillanders BM** (2005) Using elemental chemistry of fish otoliths to determine connectivity between estuarine and coastal habitats. *Estuarine, Coastal and Shelf Science* **64**, 47–57.
- Guerrero RA, Acha EM, Framiñan MB and Lasta CA** (1997) Physical oceanography of the Río de la Plata Estuary, Argentina. *Continental Shelf Research* **17**, 727–742.
- Hair JF, Black WC, Babin BJ and Anderson RE** (2014) Multivariate data analysis. Harlow: Pearson. 738 pp.
- Hamer P, Henderson A, Hutchison M, Kemp J, Green C and Feutry P** (2015) Atypical correlation of otolith strontium : calcium and barium : calcium across a marine–freshwater life history transition of a diadromous fish. *Marine and Freshwater Research* **66**, 411–419.
- Jochum KP, Weis U, Stoll B, Kuzmin D, Yang Q, Raczek I, Jacob DE, Stracke A, Birbaum K, Frick DA, Günther D and Enzweiler J** (2011) Determination of reference values for NIST SRM 610-617 glasses following ISO guidelines. *Geostandards and Geoanalytical Research* **35**, 397–429.
- Kerr LA and Campana SE** (2013) Chemical composition of fish hard parts as a natural marker of fish stocks. In Cadrin SX, Kerr LA and Mariani S (eds), *Stock Identification Methods: Applications in Fishery Science*, 2nd Edn. Amsterdam: Elsevier, pp. 205–234.
- Lazartigues AV, Plourde S, Dodson JJ, Morissette O, Ouellet P and Sirois P** (2016) Determining natal sources of capelin in a boreal marine park using otolith microchemistry. *ICES Journal of Marine Science: Journal du Conseil* **73**, 2644–2652.
- Lazartigues AV, Girard C, Brodeur P, Lecomte F, Mingelbier M and Sirois P** (2017) Otolith microchemistry to identify sources of larval yellow perch in a fluvial lake: an approach towards freshwater fish management. *Canadian Journal of Fisheries and Aquatic Sciences* **75**, 474–487.
- Millar R** (1990) Comparison of methods for estimating mixed stock fishery composition. *Canadian Journal of Fisheries and Aquatic Sciences* **47**, 2235–2241.
- MINAGRO** (2018) Subsecretaría de Pesca y Acuicultura, Argentina. Ministerio de Agroindustria. Available at: <http://www.minagri.gov.ar/site/pesca/index.php>
- Niklitschek EJ, Secor DH, Toledo P, Valenzuela X, Cubillos LA and Zuleta A** (2014) Nursery systems for Patagonian grenadier off Western Patagonia: large inner sea or narrow continental shelf? *ICES Journal of Marine Science: Journal du Conseil* **71**, 374–390.
- NIST** (2012) National Institute of Standards and Technology. Certificate of Analysis-Standard Reference Material 612. Gaithersburg: NIST, pp. 4. <https://www-s.nist.gov/srmors/certificates/612.pdf>.
- Pearce NJG, Perkins WT, Westgate JA, Gorton MP, Jackson SE, Neal CR and Chenery SP** (1997) A compilation of new and published major and trace element data for NIST SRM 610 and NIST SRM 612 glass reference materials. *Geostandards Newsletter* **21**, 115–144.
- Radigan WJ, Carlson AK, Fincel MJ and Graeb BDS** (2018) Otolith chemistry as a fisheries management tool after flooding: the case of Missouri River gizzard shad. *River Research and Applications* **34**, 270–278.
- Ranaldi MM and Gagnon MM** (2008) Zinc incorporation in the otoliths of juvenile pink snapper (*Pagrus auratus* Forster): the influence of dietary versus waterborne sources. *Journal of Experimental Marine Biology and Ecology* **360**, 56–62.
- Rooker JR, Secor DH, DeMetrio G, Kaufman AJ, Ríos AB and Tičina V** (2008) Evidence of trans-Atlantic movement and natal homing of bluefin tuna from stable isotopes in otoliths. *Marine Ecology Progress Series* **368**, 231–239.
- Rooker JR, Arrizabalaga H, Fraile I, Secor DH, Dettman DL, Abid N, Addis P, Deguara S, Karakulak FS, Kimoto A, Sakai O, Macías D and Santos MN** (2014) Crossing the line: migratory and homing behaviors of Atlantic bluefin tuna. *Marine Ecology Progress Series* **504**, 265–276.
- Rooker JR, Wells RJ, Itano DG, Thorrold SR and Lee JM** (2016) Natal origin and population connectivity of bigeye and yellowfin tuna in the Pacific Ocean. *Fisheries Oceanography* **25**, 277–291.
- Schloesser RW, Neilson JD, Secor DH and Rooker JR** (2010) Natal origin of Atlantic bluefin tuna (*Thunnus thynnus*) from Canadian waters based on otolith $\delta^{13}\text{C}$ and $\delta^{18}\text{O}$. *Canadian Journal of Fisheries and Aquatic Sciences* **67**, 563–569.
- Sverlij SB, Espinach Ros A and Ortí G** (1993) Sinopsis de los datos biológicos del sabalo *Prochilodus lineatus* (Valenciennes, 1847). FAO, sinopsis sobre la pesca 154, Roma.
- Thorisson K, Jónsdóttir IG, Marteinsdóttir G and Campana SE** (2011) The use of otolith chemistry to determine the juvenile source of spawning cod in Icelandic waters. *ICES Journal of Marine Science* **68**, 98–106.
- Volpedo A. V., Thompson G. and Avigliano E.** (2017) *Atlas de Otolitos de Peces de Argentina*. Buenos Aires: CAFP-BA PIESCI.
- Webb SD, Woodcock SH and Gillanders BM** (2012) Sources of otolith barium and strontium in estuarine fish and the influence of salinity and temperature. *Marine Ecology Progress Series* **453**, 189–199.
- White J and Ruttenberg B** (2007) Discriminant function analysis in marine ecology: some oversights and their solutions. *Marine Ecology Progress Series* **329**, 301–305.
- Yoshinaga J, Nakama A, Morita M and Edmonds JS** (2000) Fish otolith reference material for quality assurance of chemical analyses. *Marine Chemistry* **69**, 91–97.