

Search for $B_s^0 \rightarrow \mu^+ \mu^-$ and $B^0 \rightarrow \mu^+ \mu^-$ decays

The CMS collaboration

ABSTRACT: A search for the rare decays $B_s^0 \rightarrow \mu^+ \mu^-$ and $B^0 \rightarrow \mu^+ \mu^-$ is performed in pp collisions at $\sqrt{s} = 7$ TeV, with a data sample corresponding to an integrated luminosity of 5 fb^{-1} collected by the CMS experiment at the LHC. In both decays, the number of events observed after all selection requirements is consistent with the expectation from background plus standard model signal predictions. The resulting upper limits on the branching fractions are $\mathcal{B}(B_s^0 \rightarrow \mu^+ \mu^-) < 7.7 \times 10^{-9}$ and $\mathcal{B}(B^0 \rightarrow \mu^+ \mu^-) < 1.8 \times 10^{-9}$ at 95% confidence level.

KEYWORDS: Hadron-Hadron Scattering

Contents

1	Introduction	1
2	Monte Carlo simulation	3
3	The CMS detector	3
4	Muon identification	5
5	Analysis	6
6	Results	10
7	Summary	15
	The CMS collaboration	19

1 Introduction

The decays $B_s^0(B^0) \rightarrow \mu^+\mu^-$ are highly suppressed in the standard model (SM) of particle physics, which predicts the branching fractions to be $\mathcal{B}(B_s^0 \rightarrow \mu^+\mu^-) = (3.2 \pm 0.2) \times 10^{-9}$ and $\mathcal{B}(B^0 \rightarrow \mu^+\mu^-) = (1.0 \pm 0.1) \times 10^{-10}$ [1]. This suppression is due to the flavor-changing neutral current transitions $b \rightarrow s(d)$, which are forbidden at tree level and can only proceed via high-order diagrams that are described by electroweak penguin and box diagrams at the one-loop level. Additionally, the decays are helicity suppressed by a factor of m_μ^2/m_B^2 , where m_μ and m_B are the masses of the muon and B meson, respectively (the symbol B is used to denote B^0 or B_s^0 mesons). Furthermore, these decays also require an internal quark annihilation within the B meson that reduces the decay rate by an additional factor of f_B^2/m_B^2 , where f_B is the decay constant of the B meson. The leading theoretical uncertainty is due to incomplete knowledge of f_B , which is constrained by measurements of the mixing mass difference Δm_s (Δm_d) for B_s^0 (B^0) mesons.

Several extensions of the SM predict enhancements to the branching fractions for these rare decays. In supersymmetric models with non-universal Higgs masses [2] and in specific models containing leptoquarks [3], for example, the $B_s^0 \rightarrow \mu^+\mu^-$ and $B^0 \rightarrow \mu^+\mu^-$ branching fractions can be enhanced. In the minimal supersymmetric extension of the SM, the rates are strongly enhanced at large values of $\tan\beta$, which is the ratio of the two vacuum expectation values of the two Higgs boson doublets [4, 5]. However, in most models of new physics, the decay rates can also be suppressed for specific choices of model parameters [6].

At the Tevatron, the D0 experiment has published an upper limit of $\mathcal{B}(B_s^0 \rightarrow \mu^+\mu^-) < 5.1 \times 10^{-8}$ [7] at 95% confidence level (CL). The CDF experiment has set a limit of $\mathcal{B}(B_s^0 \rightarrow \mu^+\mu^-) < 4.0 \times 10^{-8}$ and $\mathcal{B}(B^0 \rightarrow \mu^+\mu^-) < 6.0 \times 10^{-9}$, and also reported an excess of $B_s^0 \rightarrow \mu^+\mu^-$ events, corresponding to $\mathcal{B}(B_s^0 \rightarrow \mu^+\mu^-) = (1.8_{-0.9}^{+1.1}) \times 10^{-8}$ [8]. At the Large Hadron Collider (LHC), two experiments have published results: $\mathcal{B}(B_s^0 \rightarrow \mu^+\mu^-) < 1.9 \times 10^{-8}$ and $\mathcal{B}(B^0 \rightarrow \mu^+\mu^-) < 4.6 \times 10^{-9}$ by the Compact Muon Solenoid (CMS) Collaboration [9], and $\mathcal{B}(B_s^0 \rightarrow \mu^+\mu^-) < 1.4 \times 10^{-8}$ and $\mathcal{B}(B^0 \rightarrow \mu^+\mu^-) < 3.2 \times 10^{-9}$ by the LHCb Collaboration [10].

This paper reports on a new simultaneous search for $B_s^0 \rightarrow \mu^+\mu^-$ and $B^0 \rightarrow \mu^+\mu^-$ decays using data collected in 2011 by the CMS experiment in pp collisions at $\sqrt{s} = 7$ TeV at the LHC. The dataset corresponds to an integrated luminosity of 5 fb^{-1} . An event-counting experiment is performed in dimuon mass regions around the B_s^0 and B^0 masses. To avoid potential bias, a “blind” analysis approach is applied where the signal region is not observed until all selection criteria are established. Monte Carlo (MC) simulations are used to estimate backgrounds due to B decays. Combinatorial backgrounds are evaluated from the data in dimuon invariant mass ($m_{\mu\mu}$) sidebands. In the CMS detector, the mass resolution, which influences the separation between $B_s^0 \rightarrow \mu^+\mu^-$ and $B^0 \rightarrow \mu^+\mu^-$ decays, depends on the pseudorapidity η of the reconstructed particles. The pseudorapidity is defined as $\eta = -\ln[\tan(\theta/2)]$, where θ is the polar angle with respect to the counterclockwise proton beam direction. The background level also depends significantly on the η of the B candidate. Therefore, the analysis is performed separately in two channels, “barrel” and “endcap”, and then combined for the final result. The barrel channel contains the candidates where both muons have $|\eta| < 1.4$ and the endcap channel contains those where at least one muon has $|\eta| > 1.4$.

A “normalization” sample of events with $B^+ \rightarrow J/\psi K^+$ decays (where $J/\psi \rightarrow \mu^+\mu^-$) is used to remove uncertainties related to the $b\bar{b}$ production cross section and the integrated luminosity. The signal and normalization efficiencies are determined through MC simulation studies. To validate the simulation distributions, such as the B_s^0 transverse momentum (p_T) spectrum, and to evaluate potential effects resulting from differences in the fragmentation of B^+ and B_s^0 , a “control” sample of reconstructed $B_s^0 \rightarrow J/\psi \phi$ decays (with $J/\psi \rightarrow \mu^+\mu^-$ and $\phi \rightarrow K^+K^-$) is used.

The dataset includes periods of high instantaneous luminosity conditions, with an average of 8 interactions per bunch crossing (later referred to as “pileup”). The analysis algorithms and the selection criteria have been optimized to mitigate the effects of pileup by reducing the influence of tracks coming from additional interactions in the event, as explained in section 5. In parallel with the LHC luminosity increase, the CMS event triggering requirements also changed during the data-taking period. The analysis and simulations take these changes into account so that all MC samples incorporate the appropriate mixture of the trigger conditions, and the selection requirements applied in the data reconstruction are more restrictive than the most stringent trigger criteria.

The limits on the branching fractions depend on both systematic and statistical uncertainties. Several sources of systematic uncertainties can influence the estimated efficiency: detector acceptance, and analysis, muon identification and triggering efficiencies. The

evaluation of the individual values are presented in the sections below when discussing the relevant efficiencies and then are combined in section 6.

The data analyzed here include the event sample corresponding to an integrated luminosity of 1.14 fb^{-1} , which was used to obtain the earlier CMS result [9]. The present analysis differs in several ways: the total dataset is almost five times larger; new selection variables are added to the analysis; the selection criteria are optimized for higher pileup and varying trigger requirements; and the description of rare backgrounds is improved. All these changes result in a better signal sensitivity.

2 Monte Carlo simulation

Simulated events are used to determine the efficiencies for the signal and normalization samples. We split the efficiency into four parts: detector acceptance, analysis efficiency, and muon identification and trigger efficiencies. The detector acceptance combines the geometrical detector acceptance and the tracking efficiency, and is defined as tracks within $|\eta| < 2.4$ and satisfying $p_T > 1 \text{ GeV}$ ($p_T > 0.5 \text{ GeV}$) for muons (kaons). The acceptance is about 25% (23%) for signal events in the barrel (endcap) channels. In the p_T range relevant for this analysis the tracking efficiency for isolated muons and kaons is above 99.5% [11]. The analysis efficiency refers to the selection requirements described in section 5, and is for signal events about 2.0% (1.2%) in the barrel (endcap) channels. The muon identification and trigger efficiencies are presented in sections 3 and 4, respectively. The analysis, muon identification, and trigger efficiencies are all obtained from simulation and checked in data. Good agreement is found, and the residual differences are used to estimate systematic uncertainties on the efficiency estimates.

The simulated samples are also used to estimate the background from rare B decays where one or two hadrons are misidentified as muons. These decays include a variety of channels of the type $B \rightarrow h^- \mu^+ \nu$ and $B \rightarrow h^+ h^-$, where h is a π , K or p and B stands for B^0 , B_s^0 mesons or Λ_b baryons. The most important backgrounds are from $B_s^0 \rightarrow K^- K^+$, $B^0 \rightarrow K^+ \pi^-$ and from the semileptonic decays $B^0 \rightarrow \pi^- \mu^+ \nu$, $B_s^0 \rightarrow K^- \mu^+ \nu$, and $\Lambda_b^0 \rightarrow p \mu^- \bar{\nu}$.

The samples of simulated events are generated with PYTHIA 6.424 (TUNE Z2) [12], the unstable particles are decayed via EVTGEN [13], and the detector response is simulated with GEANT4 [14]. The signal and background events are selected from generic quantum chromodynamic (QCD) $2 \rightarrow 2$ sub-processes and provide a mixture of gluon-fusion, flavor-excitation, and gluon-splitting production. The evolution of the triggers used to collect the data is incorporated in the reconstruction of the simulated events. The number of simulated events in all the channels approximately match the expected number given the integrated luminosity.

3 The CMS detector

The CMS detector is a general-purpose detector designed and built to study physics at the TeV scale. A detailed description can be found in ref. [15]. For this analysis, the

main subdetectors used are a silicon tracker, composed of pixel and strip detectors within a 3.8 T axial magnetic field, and a muon detector, which is divided into a barrel section and two endcaps, consisting of gas-ionization detectors embedded in the steel return yoke of the solenoid. The silicon tracker detects charged particles within the pseudorapidity range $|\eta| < 2.5$. The pixel detector is composed of three layers in the barrel region and two disks located on each side in the forward regions of the detector. In total, the pixel detector contains about 66 million $100 \mu\text{m} \times 150 \mu\text{m}$ pixels. Further from the interaction region is a microstrip detector, which is composed of ten barrel layers, and three inner and nine outer disks on either end of the detector, with a strip pitches between 80 and $180 \mu\text{m}$. In total, the microstrip detector contains around 10 million strips and, together with the pixel detector, provides an impact parameter resolution of $\sim 15 \mu\text{m}$. Due to the high granularity of the silicon tracker and to the strong magnetic field, a p_T resolution of about 1.5% [16] is obtained for the charged particles in the p_T range relevant for this analysis. The systematic uncertainty on the hadronic track reconstruction efficiency is estimated to be 4% [16]. Muons are detected in the pseudorapidity range $|\eta| < 2.4$ by detectors made of three technologies: drift tubes, cathode strip chambers, and resistive plate chambers. The analysis is nearly independent of pileup because of the high granularity of the CMS silicon tracker and the excellent three-dimensional (3D) hit resolution of the pixel detector.

The dimuon candidate events are selected with a two-level trigger system, the first level only uses the muon detector information, while the high-level trigger (HLT) uses additional information from the pixel and strip detectors. The first-level trigger requires two muon candidates without any explicit p_T requirement, but there is an implicit selection since muons must reach the muon detectors (about 3.5 GeV in the barrel and 2 GeV in the endcap). The HLT imposes a p_T requirement and uses additional information from the silicon tracker. As the LHC instantaneous luminosity increased, the trigger requirements were gradually tightened. This change in trigger requirements is also included in the trigger simulations. The most stringent HLT selection requires two muons each with $p_T > 4$ GeV, the dimuon $p_T > 3.9$ GeV (5.9 GeV in the endcap), dimuon invariant mass within $4.8 < m_{\mu\mu} < 6.0$ GeV, and a 3D distance of closest approach to each other of $d'_{ca} < 0.5$ cm. For the entire dataset, the offline analysis selection is more restrictive than the most stringent trigger selections.

For the normalization ($B^+ \rightarrow J/\psi K^+$) and control ($B_s^0 \rightarrow J/\psi \phi$) samples, the data are collected by requiring the following: two muons each with $p_T > 4$ GeV, dimuon $p_T > 6.9$ GeV, $|\eta| < 2.2$, invariant mass within $2.9 < m_{\mu\mu} < 3.3$ GeV, $d'_{ca} < 0.5$ cm, and the probability of the χ^2 per degree of freedom (χ^2/dof) of the dimuon vertex fit greater than 15%. To reduce the rate of prompt J/ψ candidates, two additional requirements are imposed in the transverse plane: (i) the pointing angle α_{xy} between the dimuon momentum and the vector from the beamspot (defined as the average interaction point) to the dimuon vertex must fulfill $\cos \alpha_{xy} > 0.9$; and (ii) the flight distance significance $\ell_{xy}/\sigma(\ell_{xy})$ must be larger than 3, where ℓ_{xy} is the two-dimensional distance between the primary and dimuon vertices and $\sigma(\ell_{xy})$ is its uncertainty.

The trigger efficiencies for the various samples are determined from the MC simulation. They are calculated after all muon identification selection criteria, as discussed in section 4,

have been applied. For the signal events the average trigger efficiency is 84% (74%) in the barrel (endcap) channel. The trigger efficiency for the normalization and control samples varies from 77% in the barrel channel to 60% in the endcap channel. This analysis depends on the ratio of the signal efficiency to the normalization sample efficiency. The systematic uncertainty on the trigger efficiency ratio is estimated as the sum in quadrature of two components. The first component is defined as the variation of the efficiency ratio when varying the muon p_T threshold from 4 to 8 GeV in the MC simulation. The second one is the difference between the ratios determined in data and MC simulations using the tag-and-probe approach (described in section 4). The systematic uncertainty on the ratio is estimated to be 3% in the barrel channel and 6% in the endcap channel.

4 Muon identification

Muon candidates are reconstructed by combining tracks found in the silicon tracker and the muon detector [17, 18]. In order to ensure high-purity muons, the following additional requirements are applied: (i) muon candidates must have at least two track segments in the muon stations; (ii) they must have more than 10 hits in the silicon tracker, of which at least one must be in the pixel detector; (iii) the combined track must have $\chi^2/\text{dof} < 10$; and (iv) the impact parameter in the transverse plane d_{xy} , calculated with respect to the beamspot, must be smaller than 0.2 cm. The systematic uncertainty on the muon track reconstruction efficiency is 2% [11] and is included in the uncertainty of the total efficiency.

The ratio of the muon identification efficiencies between the signal and normalization samples is used in this analysis. This ratio is determined in two ways. First, the MC event samples contain a full simulation of the muon detector, which allows an efficiency determination by counting the events that pass or fail the muon identification algorithm. Second, the muon identification efficiency is determined with a tag-and-probe method [17], which is applied to both data and MC event samples. To study the single-muon identification efficiency, the decays $J/\psi \rightarrow \mu^+ \mu^-$ are used. In the tag-and-probe method, a “tag” muon, satisfying strict muon criteria, is paired with a “probe” track, where together they combine to give the J/ψ invariant mass, thus indicating the probe is in fact a muon. The single-muon efficiency is determined by the number of probe tracks passing or failing the muon identification algorithm. Dedicated trigger paths constructed using the tag muon and either a silicon track or a signal in the muon chambers are employed for this study, which ensures large event samples while avoiding potential bias of the efficiency measurement from using events triggered by the probe.

The muon identification efficiency is calculated after all selection criteria, including the detector acceptance, have been applied. For the signal events, the average efficiency is 71% (85%) in the barrel (endcap) channel based on the MC simulation. For the normalization and control samples, the muon identification efficiency is about 77% (78%) in the barrel (endcap). Pair-correlation effects influence these numbers [17]. The dimuon efficiency can be altered with respect to the product of single-muon efficiencies depending on the mutual proximity of the two muons in the muon system. This effect is included in the efficiency calculations in the detailed MC simulation of the muon detectors. The systematic

uncertainty on the identification efficiency ratio is estimated in the same way as for the muon trigger efficiency ratio (section 3), and is 4% in the barrel and 8% in the endcap.

5 Analysis

The reconstruction of $B \rightarrow \mu^+\mu^-$ candidates requires two oppositely-charged muons that originate from a common vertex and have an invariant mass in the range $4.9 < m_{\mu\mu} < 5.9$ GeV. A fit of the B -candidate vertex is performed and its χ^2/dof is evaluated. The two daughter muon tracks are combined to form the B -candidate track.

The primary vertex associated with a B candidate is chosen from all reconstructed primary vertices as the one which has minimal separation along the z axis from the z intercept of the extrapolated B candidate track. Reconstruction effects due to pileup are largely eliminated by the primary vertex matching procedure. The position of this primary vertex is then refit without the tracks of the B candidate with an adaptive vertex fit [16], where tracks are assigned a weight $0 < w < 1$ based on their proximity to the primary vertex. After the refit, B candidates with badly reconstructed primary vertices are eliminated by requiring the average track weight $\langle w \rangle > 0.6$. The 3D impact parameter of the B candidate δ_{3D} , its uncertainty $\sigma(\delta_{3D})$, and its significance $\delta_{3D}/\sigma(\delta_{3D})$ are measured with respect to the primary vertex.

The isolation of the B candidate is an important criterion in separating the signal from background. Three variables are used for this purpose:

- The isolation variable $I = p_T(B)/(p_T(B) + \sum_{\text{trk}} p_T)$ is calculated from the transverse momentum of the B candidate $p_T(B)$ and the transverse momenta of all other charged tracks satisfying $\Delta R = \sqrt{(\Delta\eta)^2 + (\Delta\phi)^2} < 0.7$, where $\Delta\eta$ and $\Delta\phi$ are the differences in pseudorapidity and azimuthal angle between a charged track and the B -candidate momentum. The sum includes all tracks with $p_T > 0.9$ GeV that are (i) consistent with originating from the same primary vertex as the B candidate or (ii) have a distance of closest approach $d_{ca} < 0.05$ cm with respect to the B vertex and are not associated with any other primary vertex .
- The number of tracks $N_{\text{trk}}^{\text{close}}$ with $p_T > 0.5$ GeV and $d_{ca} < 0.03$ cm with respect to the B -candidate's vertex.
- The minimum distance of closest approach between tracks and the B -candidate's vertex, d_{ca}^0 , for all tracks in the event that are either associated with the same primary vertex as the B -candidate or not associated with any other primary vertex.

The first variable describes the isolation primarily with respect to tracks coming from the primary vertex itself. The latter two variables quantify the isolation of the B vertex. They help to reject partly reconstructed B decays where there are other tracks in addition to the two muons associated with the B -candidate vertex.

The distributions of the variables described above are shown in figure 1 for signal events from the MC simulation and for data background events. These include the momenta of the higher-momentum (leading) and lower-momentum (sub-leading) muons $p_{T,\mu 1}$ and

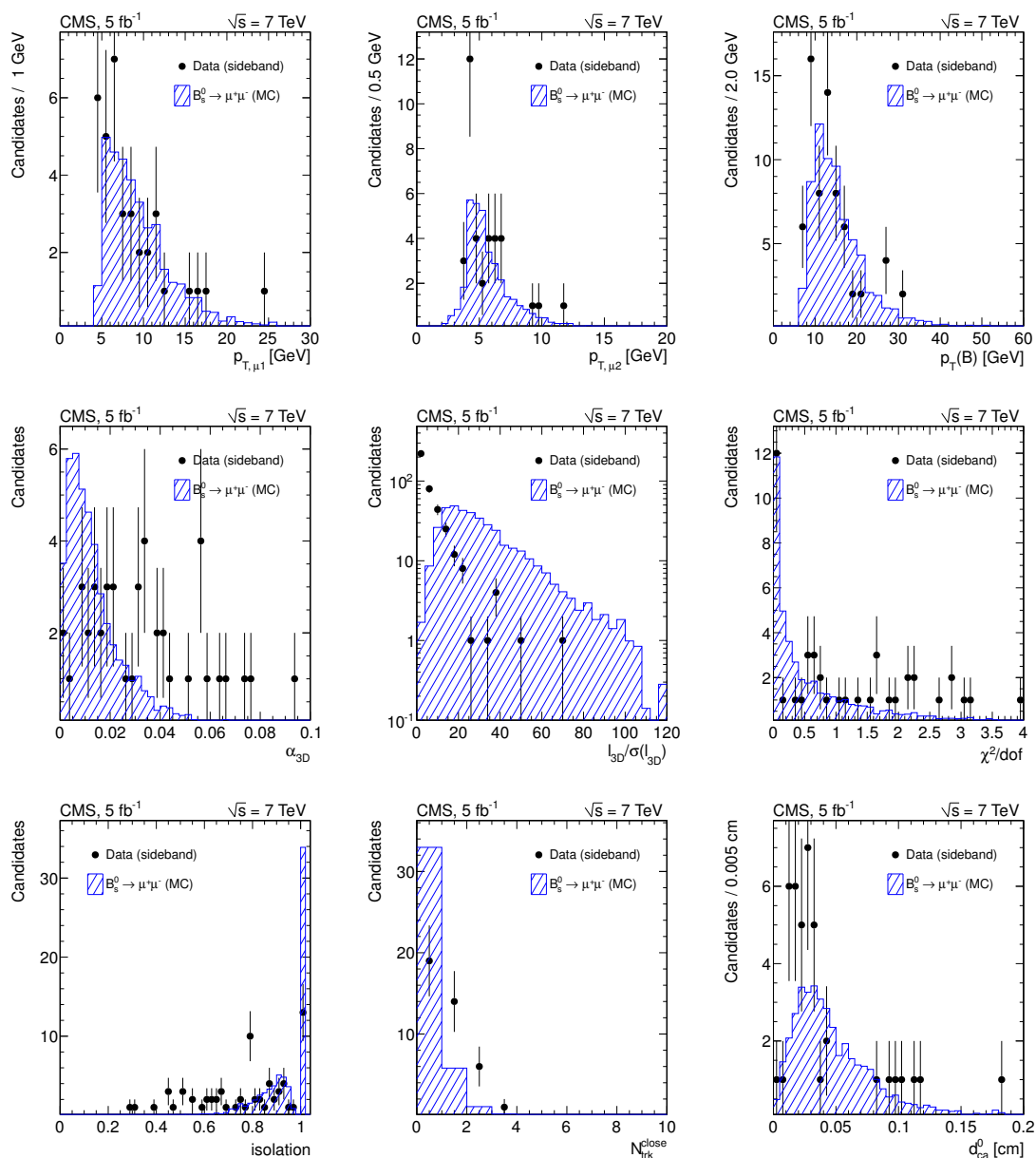


Figure 1. Comparison of simulated $B_s^0 \rightarrow \mu^+\mu^-$ decays and background dimuon distributions as measured in the mass sidebands. Top row: the transverse momentum for the leading muon, sub-leading muon, and B -candidate; middle row: the 3D pointing angle, flight length significance, and B -candidate's vertex χ^2/dof ; bottom row: the isolation variables I , $N_{\text{trk}}^{\text{close}}$, and d_{ca}^0 . The MC histograms are normalized to the number of events in the data.

$p_{T,\mu 2}$, $p_T(B)$, the 3D pointing angle α_{3D} , the 3D flight length significance $l_{3D}/\sigma(l_{3D})$, the χ^2/dof , and the isolation variables (I , $N_{\text{trk}}^{\text{close}}$, and d_{ca}^0). The data background events are defined as B candidates with a dimuon mass in the sidebands covering the range $4.9 < m_{\mu\mu} < 5.9$ GeV, excluding the (blinded) signal windows from $5.20 < m_{\mu\mu} < 5.45$ GeV. Events shown in figure 1 must pass a tight selection that is close to the final one: muon

$p_T > 4 \text{ GeV}$, $p_T(B) > 7.5 \text{ GeV}$, $\alpha < 0.05$, $\chi^2/\text{dof} < 2$, $\ell_{3D}/\sigma(\ell_{3D}) > 15$, $\delta_{3D} < 0.008 \text{ cm}$, $\delta_{3D}/\sigma(\delta_{3D}) < 2$, $I > 0.8$, $d_{\text{ca}}^0 > 0.015 \text{ cm}$, and $N_{\text{trk}}^{\text{close}} < 2$ tracks. For each distribution, the selection requirements for all variables, apart from the one plotted, are applied. This figure illustrates the differences in the distributions of signal and background events, and shows which variables are effective in reducing the background events, e.g., $\ell_{3D}/\sigma(\ell_{3D})$. The analysis efficiency for each selection requirement is determined from the simulated events.

The reconstruction of $B^+ \rightarrow J/\psi K^+ \rightarrow \mu^+ \mu^- K^+$ and $B_s^0 \rightarrow J/\psi \phi \rightarrow \mu^+ \mu^- K^+ K^-$ events is very similar to the reconstruction of $B \rightarrow \mu^+ \mu^-$ events. Candidates with two oppositely-charged muons sharing a common vertex and with invariant mass in the range 3.0–3.2 GeV are reconstructed. The selected candidates must have a dimuon $p_T > 7 \text{ GeV}$. Then they are combined with one or two tracks each assumed to be a kaon, with $p_T > 0.5 \text{ GeV}$ and $|\eta| < 2.4$. The 3D distance of closest approach between all pairs among the three (four) tracks is required to be less than 0.1 cm. For $B_s^0 \rightarrow J/\psi \phi$ candidates, the two assumed kaon tracks must form an invariant mass in the range 0.995–1.045 GeV and have $\Delta R(K^+, K^-) < 0.25$. The three (four) tracks from the decay are used in the vertex fit. All requirements listed above for $B \rightarrow \mu^+ \mu^-$ events are also applied here, including the vertex-fit selection $\chi^2/\text{dof} < 2$, which eliminates poorly reconstructed candidates. Only B candidates with an invariant mass in the range 4.8–6.0 GeV are considered.

Figures 2 and 3 show the MC simulation and sideband-subtracted data distributions for a number of variables for the $B^+ \rightarrow J/\psi K^+$ and $B_s^0 \rightarrow J/\psi \phi$ candidates, respectively. For each distribution, the selection requirements for all variables, apart from the one plotted, are applied. The relative efficiency for each selection requirement is determined separately in data and MC simulation and compared. The largest relative differences are 2.5% for the isolation selection in the normalization sample and 1.6% for the χ^2/dof selection in the control sample. We combine in quadrature the differences for all distributions to estimate the systematic uncertainty related to the selection efficiency and obtain 4% (3%) for the normalization (control) sample. The control sample uncertainty is used for the signal sample.

The dataset used in this analysis is affected by pileup, which includes an average of 8 reconstructed primary vertices per event. The distribution of the primary vertex z position has a Gaussian shape with an RMS of approximately 5.6 cm. To study a possible dependence on the amount of pileup, the efficiencies of all selection criteria are calculated as a function of the number of reconstructed primary vertices. In figure 4 this dependence is shown for the normalization sample. A horizontal line is superimposed to guide the eye indicating that no significant dependence is observed. The same conclusion is also obtained in the MC simulation by comparing the selection efficiency for events with less than six primary vertices to those with more than ten primary vertices. Similar studies of the control sample, albeit with less precision, lead to the same conclusion: the analysis is not affected by pileup.

Variables sensitive to the underlying production processes (gluon fusion, flavor excitation, or gluon splitting) are also studied to validate the production process mixture in the MC simulation. The clearest distinction among the three processes is obtained by

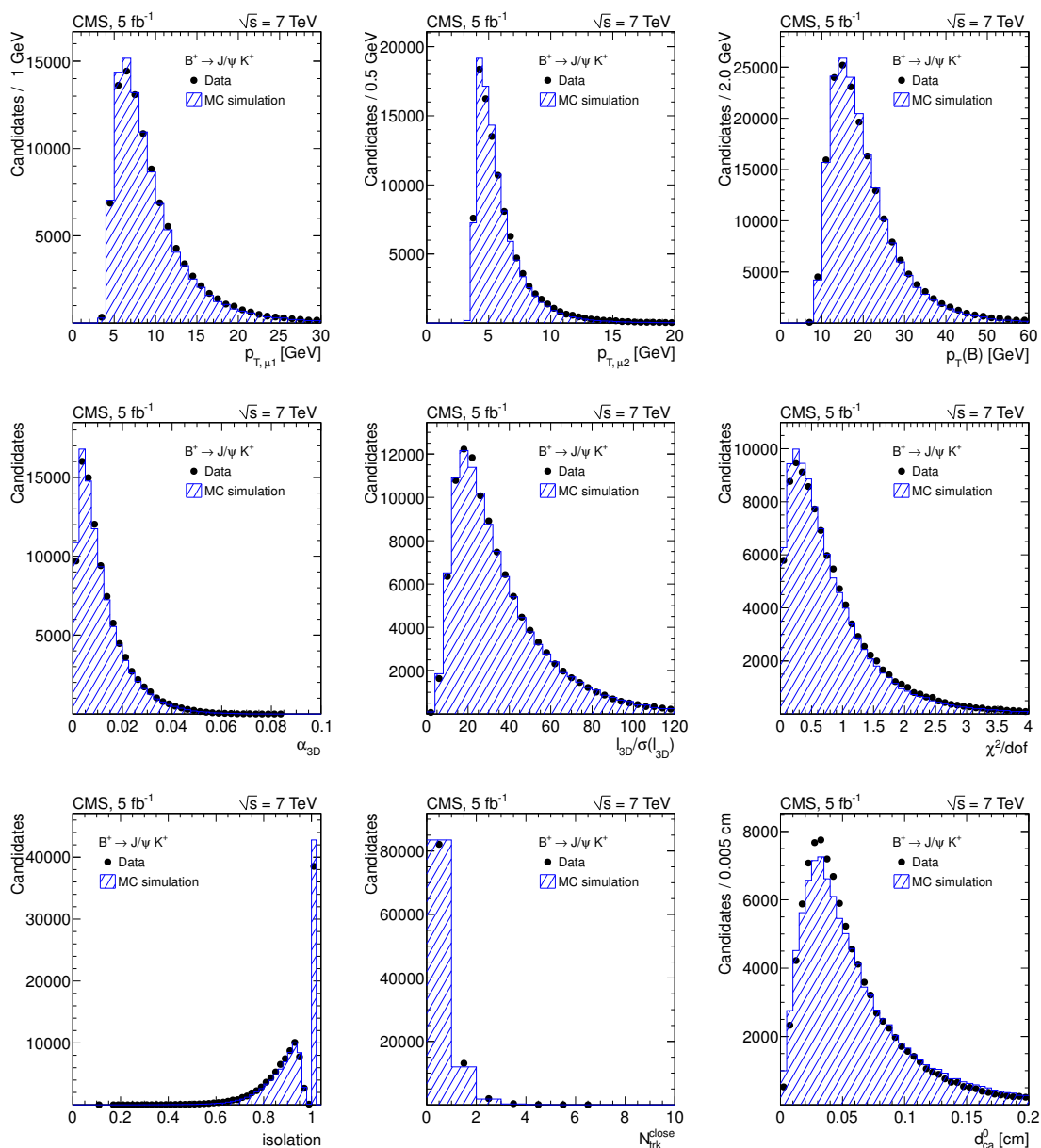


Figure 2. Comparison of measured and simulated $B^+ \rightarrow J/\psi K^+$ distributions. Top row: the transverse momentum for the leading muon, sub-leading muon, and B -candidate; middle row: the 3D pointing angle, flight length significance, and B -candidate's vertex χ^2/dof ; bottom row: the isolation variables I , $N_{\text{trk}}^{\text{close}}$, and d_{ca}^0 . The MC histograms are normalized to the number of events in the data.

studying (i) the ΔR distribution between the B candidate and another muon and (ii) the p_T spectrum of this muon. The MC simulation (PYTHIA) describes these distributions adequately.

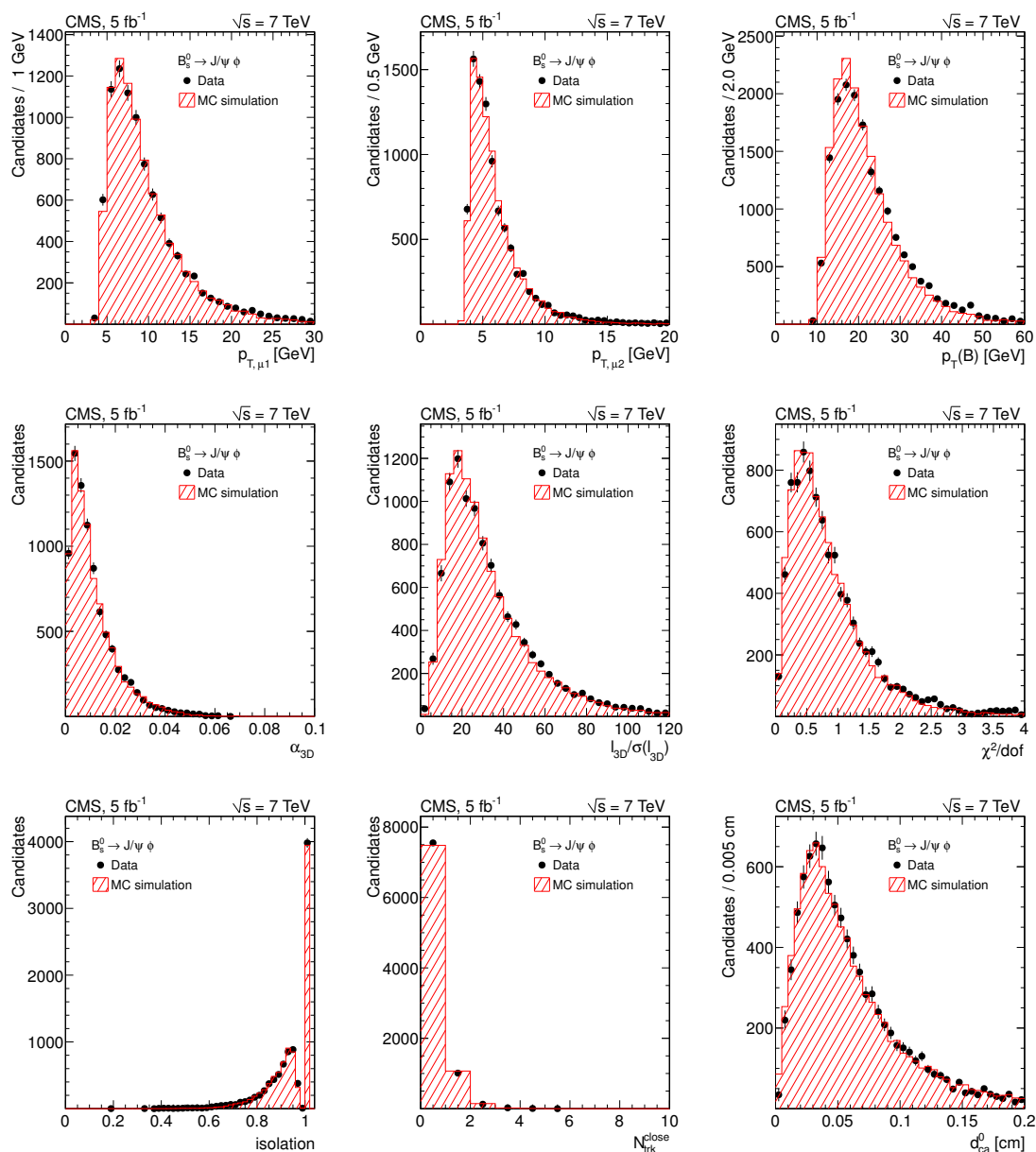


Figure 3. Comparison of measured and simulated $B_s^0 \rightarrow J/\psi \phi$ distributions. Top row: the transverse momentum for the leading muon, sub-leading muon, and B -candidate; middle row: the 3D pointing angle, flight length significance, and B -candidate's vertex χ^2/dof ; bottom row: the isolation variables I , $N_{\text{trk}}^{\text{close}}$, and d_{ca}^0 . The MC histograms are normalized to the number of events in the data.

6 Results

The present analysis differs significantly from the previous one [9]:

- The muon identification algorithm has changed. A tighter selection is used, which significantly decreases the rate at which kaons and pions are misidentified as muons.

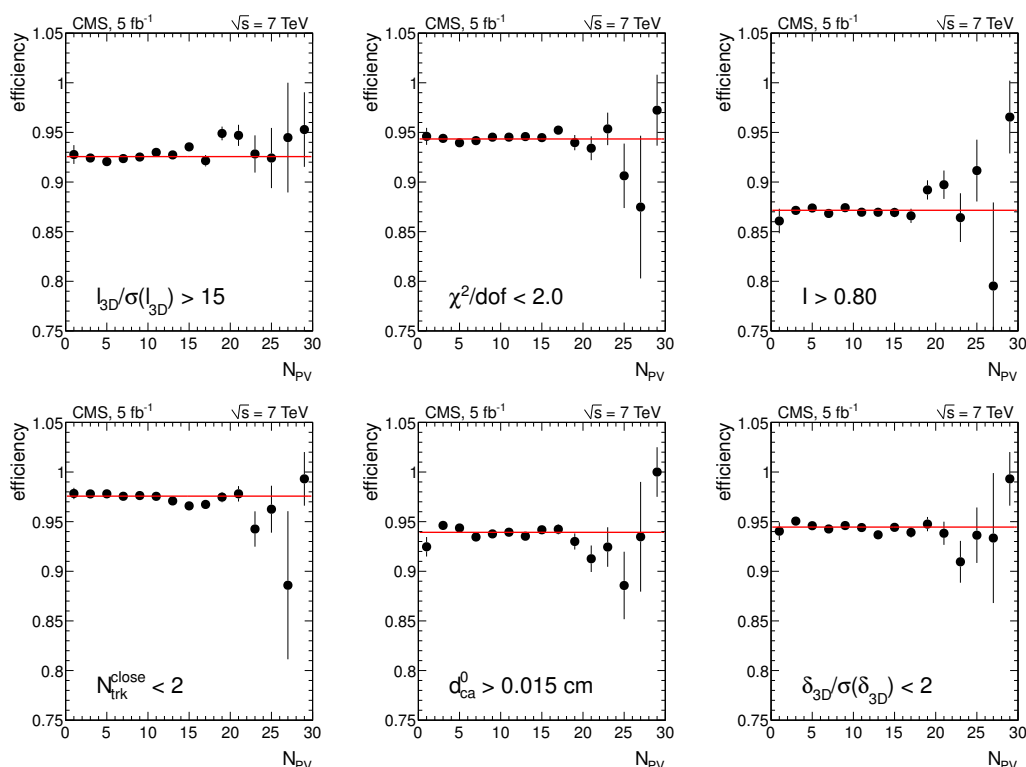


Figure 4. Efficiency versus number of primary vertices, measured with $B^+ \rightarrow J/\psi K^+$ candidates in data for the requirements $l_{3D}/\sigma(l_{3D}) > 15$, $\chi^2/\text{dof} < 2$, $I > 0.8$, $N_{\text{trk}}^{\text{close}} < 2$, and $d_{ca}^0 > 0.015$ cm, and $\delta_{3D}/\sigma(\delta_{3D}) < 2$ (top left to bottom right). The line indicates a fit to a constant. The error bars represent the statistical uncertainty only.

- The definition of isolation is different and two additional isolation variables are used, which reduces the influence of event pileup and also lowers the combinatorial background.
- The requirement, for the normalization and control samples, that the two muons bend away from each other is removed, making the selection of these samples more similar to that for the signal.
- The rare backgrounds, discussed below, are taken into account when calculating the combinatorial background, thus improving the background estimate in the signal window.

The variables discussed in section 5 are optimized to obtain the best expected upper limit using MC signal events and data sideband events for the background. The optimization procedure is based on a random-grid search of about 1.4×10^6 analysis selections. During this search, eleven variables are randomly sampled within predefined ranges. The resulting optimized requirements, which are used to obtain the final results, are summarized in table 1. These requirements were established before observing the number of data events in the signal region. Hence, the analysis was blind to the signal events in the

Variable	Barrel	Endcap	units
$p_{T\mu,1} >$	4.5	4.5	GeV
$p_{T\mu,2} >$	4.0	4.2	GeV
$p_{TB} >$	6.5	8.5	GeV
$\delta_{3D} <$	0.008	0.008	cm
$\delta_{3D}/\sigma(\delta_{3D}) <$	2.000	2.000	
$\alpha <$	0.050	0.030	rad
$\chi^2/\text{dof} <$	2.2	1.8	
$\ell_{3d}/\sigma(\ell_{3d}) >$	13.0	15.0	
$I >$	0.80	0.80	
$d_{ca}^0 >$	0.015	0.015	cm
$N_{\text{trk}}^{\text{close}} <$	2	2	tracks

Table 1. Selection criteria for $B_s^0 \rightarrow \mu^+\mu^-$ and $B^0 \rightarrow \mu^+\mu^-$ search in the barrel and endcap.

$5.20 < m_{\mu\mu} < 5.45$ GeV mass range. In the endcap regions the selection is tighter than in the barrel because of the substantially larger background. The signal efficiencies ε_{tot} for these selections are shown in table 2. They include all selection requirements: the detector acceptance, and the analysis, muon identification, and trigger efficiencies. The quoted errors include all the systematic uncertainties. In general, the present analysis uses more strict selection requirements than in the earlier analysis [9], resulting in a higher sensitivity and a better signal-to-background ratio, but also a lower signal efficiency. As an additional test, the optimization was repeated to maximize the ratio $S/\sqrt{S+B}$, where S is the number signal events and B is the number of background events. This resulted in a similar set of parameters to the ones listed in table 1, but without an improvement in the expected upper limit.

To evaluate a possible bias due to the optimization of the selection criteria in the data sidebands and to validate our background expectation, the following crosscheck is performed. All candidates with $I < 0.7$, including those within the blinded region, are selected (“inverted isolation” selection), which generates a background-enriched sample with a very small expected signal contribution. From this sample, the candidate yields in the sidebands and in the blinded region are determined. The sideband yields are used to predict, through interpolation, the number of background candidates in the blinded region. Then the number of predicted background events can be compared to the number of observed candidates in the blinded region. This comparison is performed separately for the barrel and endcap channels and for the B_s^0 and B^0 signal windows. Within statistical uncertainties, good agreement is found for all four cases, which means that no significant biases are present in the background interpolation.

The simulated dimuon mass resolution for signal events depends on the pseudorapidity of the B candidate and ranges from 37 MeV for $\eta \sim 0$ to 77 MeV for $|\eta| > 1.8$. The dimuon mass scale and resolution in the MC simulation are compared with the measured detector performance by studying $J/\psi \rightarrow \mu^+\mu^-$ and $\Upsilon(1S) \rightarrow \mu^+\mu^-$ decays. The residual differences between simulation and data are small and the uncertainty on the efficiency coming from these effects is estimated to be 3%.

Branching fractions are measured separately in the barrel and endcap channels using the following equation

$$\mathcal{B}(B_s^0 \rightarrow \mu^+ \mu^-) = \frac{N_S}{N_{\text{obs}}^{B^+}} \frac{f_u}{f_s} \frac{\varepsilon_{\text{tot}}^{B^+}}{\varepsilon_{\text{tot}}} \mathcal{B}(B^+), \quad (6.1)$$

where ε_{tot} is the total signal efficiency, $N_{\text{obs}}^{B^+}$ is the number of reconstructed $B^+ \rightarrow J/\psi K^+$ decays, $\varepsilon_{\text{tot}}^{B^+}$ is the total efficiency of B^+ reconstruction, $\mathcal{B}(B^+)$ is the branching fraction for $B^+ \rightarrow J/\psi K^+ \rightarrow \mu^+ \mu^- K^+$, f_u/f_s is the ratio of the B^+ and B_s^0 production cross sections, and N_S is the background-subtracted number of observed $B_s^0 \rightarrow \mu^+ \mu^-$ candidates in the signal window $5.30 < m_{\mu\mu} < 5.45$ GeV. The width of the signal windows is adjusted to maximize the efficiency for the $B_s^0 \rightarrow \mu^+ \mu^-$ decay, and it is approximately equal to twice the expected mass resolution in the endcap region. We use the value $f_s/f_u = 0.267 \pm 0.021$, measured by LHCb for $2 < \eta < 5$ [19] and $\mathcal{B}(B^+) \equiv \mathcal{B}(B^+ \rightarrow J/\psi K^+ \rightarrow \mu^+ \mu^- K^+) = (6.0 \pm 0.2) \times 10^{-5}$ [20]. An analogous equation is used to measure the $B^0 \rightarrow \mu^+ \mu^-$ branching fraction, with the signal window $5.2 < m_{\mu\mu} < 5.3$ GeV and the ratio f_d/f_u taken to be 1.

The number of reconstructed B^+ mesons $N_{\text{obs}}^{B^+}$ is $(82.7 \pm 4.2) \times 10^3$ in the barrel and $(23.8 \pm 1.2) \times 10^3$ in the endcap. The invariant mass distributions are fit with a double-Gaussian function for the signal and an exponential plus an error function for the background, as shown in figure 5. Partially reconstructed B^0 decays (e.g., $B^0 \rightarrow J/\psi K^*$ with one of the K^* decay products not reconstructed) lead to a step function-like behavior at a mass of $m \approx 5.15$ GeV. This background shape was studied in detail in MC simulation and is parametrized with an error function of different width in the barrel and endcap. The systematic uncertainty on the fit yield, 5% in the barrel and in the endcap, is estimated by considering alternative fitting functions and by performing a fit with the dimuon invariant mass constrained to the J/ψ mass. The total efficiency $\varepsilon_{\text{tot}}^{B^+}$, including the detector acceptance, is determined from MC simulation to be $(11.0 \pm 0.9) \times 10^{-4}$ for the barrel and $(3.2 \pm 0.4) \times 10^{-4}$ for the endcap, where the errors include statistical and systematic uncertainties. The detector acceptance part (which includes the track finding efficiency) of the total efficiency has a systematic uncertainty of 3.5% (5.0%) in the barrel (endcap). It is estimated by comparing the values obtained separately with three different $b\bar{b}$ production mechanisms: gluon splitting, flavor excitation, and flavor creation.

The branching fraction for the control decay $B_s^0 \rightarrow J/\psi \phi$ which was analyzed in parallel with the normalization and signal decays, has also been evaluated using Equation 6.1. The resulting branching ratio is in agreement with the world average [20]. Moreover, the results for the barrel and endcap channels agree within the statistical uncertainties, showing the validity of extending the f_s/f_u measurement from [19] to the barrel region.

Events in the signal window have several sources: (i) genuine signal decays, (ii) decays of the type $B \rightarrow h h'$, where h, h' are charged hadrons misidentified as muons (referred to as “peaking” background), (iii) rare semileptonic decays $B \rightarrow h \mu \nu$, where h is misidentified as a muon, and (iv) combinatorial background. Note that events from the third category predominantly populate the lower sideband.

The expected numbers of signal events $N_{\text{signal}}^{\text{exp}}$ for the barrel and endcap channels are shown in table 2. They are calculated assuming the SM branching fractions [1] and are normalized to the measured B^+ yield.

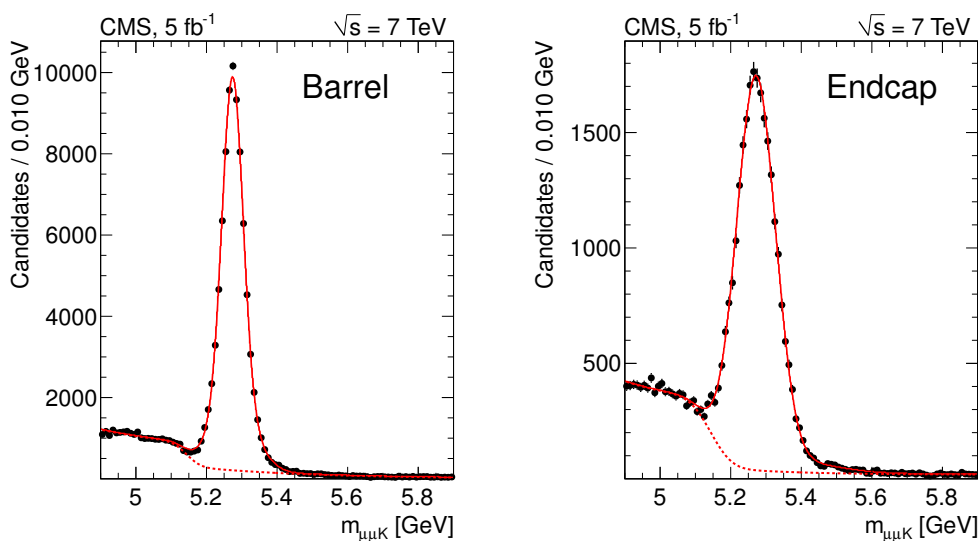


Figure 5. $B^+ \rightarrow J/\psi K^+$ invariant-mass distributions in the barrel (left) and endcap (right) channels. The solid (dashed) lines show the fits to the data (background).

The expected numbers of rare semileptonic decays and peaking background events, $N_{\text{peak}}^{\text{exp}}$, are also shown in table 2. They are evaluated from a MC simulation, which is normalized to the measured B^+ yields, and from muon misidentification rates measured in $D^{*+} \rightarrow D^0 \pi^+$, $D^0 \rightarrow K^- \pi^+$, and $\Lambda \rightarrow p \pi^-$ samples [17]. The average misidentification probabilities in the kinematic range of this analysis are $(0.10 \pm 0.02)\%$ for pions and kaons, and $(0.05 \pm 0.01)\%$ for protons, where the uncertainties are statistical. The systematic uncertainty on the background includes the uncertainties on the production ratio (for B_s^0 and Λ_b decays), the branching fraction, and the misidentification probability.

Also shown in table 2 are the expected numbers of combinatorial background events $N_{\text{comb}}^{\text{exp}}$. They are evaluated by interpolating into the signal window the number of events observed in the sideband regions, after subtracting the expected rare semileptonic background. The interpolation procedure assumes a flat background shape and has a systematic uncertainty of 4%, which is evaluated by varying the flight-length significance selections and by using a linear background shape with a variable slope.

Figure 6 shows the measured dimuon invariant-mass distributions. In the sidebands the observed number of events is equal to six (seven) for the barrel (endcap) channel. Six events are observed in the $B_s^0 \rightarrow \mu^+ \mu^-$ signal windows (two in the barrel and four in the endcap), while two events are observed in the $B^0 \rightarrow \mu^+ \mu^-$ barrel channel and none in the endcap channel. As indicated by the numbers shown in table 2, this observation is consistent with the SM expectation for signal plus background.

Upper limits on the $B_s^0 \rightarrow \mu^+ \mu^-$ and $B^0 \rightarrow \mu^+ \mu^-$ branching fractions are determined using the CL_s method [21, 22]. Table 2 lists all the values needed for the extraction of the results for both the barrel and endcap channels. The combined upper limits for the barrel and endcap channels are $\mathcal{B}(B_s^0 \rightarrow \mu^+ \mu^-) < 7.7 \times 10^{-9}$ (6.4×10^{-9}) and $\mathcal{B}(B^0 \rightarrow \mu^+ \mu^-) <$

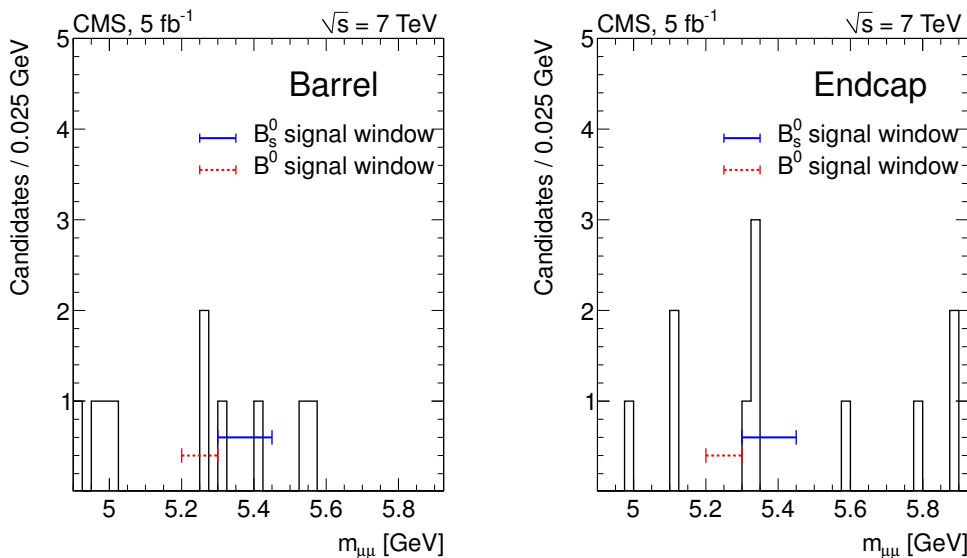


Figure 6. Dimuon invariant-mass distributions in the barrel (left) and endcap (right) channels. The signal windows for B_s^0 and B^0 are indicated by horizontal lines.

Variable	$B^0 \rightarrow \mu^+\mu^-$ Barrel	$B_s^0 \rightarrow \mu^+\mu^-$ Barrel	$B^0 \rightarrow \mu^+\mu^-$ Endcap	$B_s^0 \rightarrow \mu^+\mu^-$ Endcap
ε_{tot}	0.0029 ± 0.0002	0.0029 ± 0.0002	0.0016 ± 0.0002	0.0016 ± 0.0002
$N_{\text{signal}}^{\text{exp}}$	0.24 ± 0.02	2.70 ± 0.41	0.10 ± 0.01	1.23 ± 0.18
$N_{\text{peak}}^{\text{exp}}$	0.33 ± 0.07	0.18 ± 0.06	0.15 ± 0.03	0.08 ± 0.02
$N_{\text{comb}}^{\text{exp}}$	0.40 ± 0.34	0.59 ± 0.50	0.76 ± 0.35	1.14 ± 0.53
$N_{\text{total}}^{\text{exp}}$	0.97 ± 0.35	3.47 ± 0.65	1.01 ± 0.35	2.45 ± 0.56
N_{obs}	2	2	0	4

Table 2. The event selection efficiency for signal events ε_{tot} , the SM-predicted number of signal events $N_{\text{signal}}^{\text{exp}}$, the expected number of peaking background events $N_{\text{peak}}^{\text{exp}}$ and combinatorial background events $N_{\text{comb}}^{\text{exp}}$, and the number of observed events N_{obs} in the barrel and endcap channels for $B_s^0 \rightarrow \mu^+\mu^-$ and $B^0 \rightarrow \mu^+\mu^-$. The quoted errors include both, the statistical and the systematic uncertainties.

1.8×10^{-9} (1.4×10^{-9}) at 95% (90%) CL. The median expected upper limits at 95% CL are 8.4×10^{-9} (1.6×10^{-9}) for $B_s^0 \rightarrow \mu^+\mu^-$ ($B^0 \rightarrow \mu^+\mu^-$), where the number of expected signal events is based on the SM value. Including cross-feed between the B^0 and B_s^0 decays, the background-only p value is 0.11 (0.24) for $B_s^0 \rightarrow \mu^+\mu^-$ ($B^0 \rightarrow \mu^+\mu^-$), corresponding to 1.2 (0.7) standard deviations. The p value for the background plus SM signal hypotheses is 0.71 (0.86) for $B_s^0 \rightarrow \mu^+\mu^-$ ($B^0 \rightarrow \mu^+\mu^-$).

7 Summary

An analysis searching for the rare decays $B_s^0 \rightarrow \mu^+\mu^-$ and $B^0 \rightarrow \mu^+\mu^-$ has been performed in pp collisions at $\sqrt{s} = 7$ TeV. A data sample corresponding to an integrated luminosity of 5 fb^{-1} has been used. This result supersedes our previous measurement [9].

Stricter selection requirements were applied, resulting in a better sensitivity and a higher expected signal-to-background ratio. The observed number of events is consistent with background plus SM signals. The resulting upper limits on the branching fractions are $\mathcal{B}(B_s^0 \rightarrow \mu^+ \mu^-) < 7.7 \times 10^{-9}$ and $\mathcal{B}(B^0 \rightarrow \mu^+ \mu^-) < 1.8 \times 10^{-9}$ at 95% CL. These upper limits can be used to improve bounds on the parameter space for a number of potential extensions to the standard model.

Acknowledgments

We congratulate our colleagues in the CERN accelerator departments for the excellent performance of the LHC machine. We thank the technical and administrative staff at CERN and other CMS institutes. This work was supported by the Austrian Federal Ministry of Science and Research; the Belgium Fonds de la Recherche Scientifique, and Fonds voor Wetenschappelijk Onderzoek; the Brazilian Funding Agencies (CNPq, CAPES, FAPERJ, and FAPESP); the Bulgarian Ministry of Education and Science; CERN; the Chinese Academy of Sciences, Ministry of Science and Technology, and National Natural Science Foundation of China; the Colombian Funding Agency (COLCIENCIAS); the Croatian Ministry of Science, Education and Sport; the Research Promotion Foundation, Cyprus; the Ministry of Education and Research, Recurrent financing contract SF0690030s09 and European Regional Development Fund, Estonia; the Academy of Finland, Finnish Ministry of Education and Culture, and Helsinki Institute of Physics; the Institut National de Physique Nucléaire et de Physique des Particules / CNRS, and Commissariat à l'Énergie Atomique et aux Énergies Alternatives / CEA, France; the Bundesministerium für Bildung und Forschung, Deutsche Forschungsgemeinschaft, and Helmholtz-Gemeinschaft Deutscher Forschungszentren, Germany; the General Secretariat for Research and Technology, Greece; the National Scientific Research Foundation, and National Office for Research and Technology, Hungary; the Department of Atomic Energy and the Department of Science and Technology, India; the Institute for Studies in Theoretical Physics and Mathematics, Iran; the Science Foundation, Ireland; the Istituto Nazionale di Fisica Nucleare, Italy; the Korean Ministry of Education, Science and Technology and the World Class University program of NRF, Korea; the Lithuanian Academy of Sciences; the Mexican Funding Agencies (CINVESTAV, CONACYT, SEP, and UASLP-FAI); the Ministry of Science and Innovation, New Zealand; the Pakistan Atomic Energy Commission; the Ministry of Science and Higher Education and the National Science Centre, Poland; the Fundação para a Ciência e a Tecnologia, Portugal; JINR (Armenia, Belarus, Georgia, Ukraine, Uzbekistan); the Ministry of Education and Science of the Russian Federation, the Federal Agency of Atomic Energy of the Russian Federation, Russian Academy of Sciences, and the Russian Foundation for Basic Research; the Ministry of Science and Technological Development of Serbia; the Ministerio de Ciencia e Innovación, and Programa Consolider-Ingenio 2010, Spain; the Swiss Funding Agencies (ETH Board, ETH Zurich, PSI, SNF, UniZH, Canton Zurich, and SER); the National Science Council, Taipei; the Scientific and Technical Research Council of Turkey, and Turkish Atomic Energy Authority; the Science and Technology Facilities Council, U.K.; the US Department of Energy, and the US National Science Foundation.

Individuals have received support from the Marie-Curie programme and the European Research Council (European Union); the Leventis Foundation; the A. P. Sloan Foundation; the Alexander von Humboldt Foundation; the Belgian Federal Science Policy Office; the Fonds pour la Formation à la Recherche dans l'Industrie et dans l'Agriculture (FRIA-Belgium); the Agentschap voor Innovatie door Wetenschap en Technologie (IWT-Belgium); the Council of Science and Industrial Research, India; and the HOMING PLUS programme of Foundation for Polish Science, cofinanced from European Union, Regional Development Fund.

Open Access. This article is distributed under the terms of the Creative Commons Attribution License which permits any use, distribution and reproduction in any medium, provided the original author(s) and source are credited.

References

- [1] A.J. Buras, *Minimal flavour violation and beyond: Towards a flavour code for short distance dynamics*, *Acta Phys. Polon.* **B 41** (2010) 2487 [[arXiv:1012.1447](#)] [[INSPIRE](#)].
- [2] J.R. Ellis, K.A. Olive, Y. Santoso and V.C. Spanos, *On $B_s \rightarrow \mu^+ \mu^-$ and cold dark matter scattering in the MSSM with non-universal Higgs masses*, *JHEP* **05** (2006) 063 [[INSPIRE](#)].
- [3] S. Davidson and S. Descotes-Genon, *Minimal Flavour Violation for Leptoquarks*, *JHEP* **11** (2010) 073 [[arXiv:1009.1998](#)] [[INSPIRE](#)].
- [4] S.R. Choudhury, A.S. Cornell, N. Gaur and G.C. Joshi, *Signatures of new physics in dileptonic B-decays*, *Int. J. Mod. Phys. A* **21** (2006) 2617 [[hep-ph/0504193](#)] [[INSPIRE](#)].
- [5] J. Parry, *Lepton flavor violating Higgs boson decays, $\tau \rightarrow \mu \gamma$ and $B_s \rightarrow \mu^+ \mu^-$ in the constrained MSSM+NR with large $\tan \beta$* , *Nucl. Phys. B* **760** (2007) 38 [[INSPIRE](#)].
- [6] J.R. Ellis, J.S. Lee and A. Pilaftsis, *B-Meson Observables in the Maximally CP-Violating MSSM with Minimal Flavour Violation*, *Phys. Rev. D* **76** (2007) 115011 [[arXiv:0708.2079](#)] [[INSPIRE](#)].
- [7] D0 collaboration, V.M. Abazov et al., *Search for the rare decay $B_s^0 \rightarrow \mu^+ \mu^-$* , *Phys. Lett. B* **693** (2010) 539 [[arXiv:1006.3469](#)] [[INSPIRE](#)].
- [8] CDF collaboration, T. Aaltonen et al., *Search for $B_s \rightarrow \mu^+ \mu^-$ and $B_d \rightarrow \mu^+ \mu^-$ Decays with CDF II*, *Phys. Rev. Lett.* **107** (2011) 239903 [[arXiv:1107.2304](#)] [[INSPIRE](#)].
- [9] CMS collaboration, S. Chatrchyan et al., *Search for $B(s)$ and B to dimuon decays in pp collisions at 7 TeV*, *Phys. Rev. Lett.* **107** (2011) 191802 [[arXiv:1107.5834](#)] [[INSPIRE](#)].
- [10] LHCb collaboration, R. Aaij et al., *Search for the rare decays $B_s \rightarrow \mu^+ \mu^-$ and $B^0 \rightarrow \mu^+ \mu^-$* , *Phys. Lett. B* **708** (2012) 55 [[arXiv:1112.1600](#)] [[INSPIRE](#)].
- [11] CMS collaboration, *Measurement of Tracking Efficiency*, CMS Physics Analysis Summary [PAS-TRK-10-002](#).
- [12] T. Sjöstrand, S. Mrenna and P.Z. Skands, *PYTHIA 6.4 Physics and Manual*, *JHEP* **05** (2006) 026 [[INSPIRE](#)].
- [13] D. Lange, *The EvtGen particle decay simulation package*, *Nucl. Instrum. Meth. A* **462** (2001) 152 [[INSPIRE](#)].

- [14] GEANT4 collaboration, V. Ivanchenko, *Geant4 toolkit for simulation of HEP experiments*, *Nucl. Instrum. Meth. A* **502** (2003) 666 [INSPIRE].
- [15] CMS collaboration, *The CMS experiment at the CERN LHC*, 2008 *JINST* **3** S08004.
- [16] CMS collaboration, V. Khachatryan et al., *CMS Tracking Performance Results from early LHC Operation*, *Eur. Phys. J. C* **70** (2010) 1165 [arXiv:1007.1988] [INSPIRE].
- [17] CMS Collaboration, *Performance of muon identification in pp collisions at $\sqrt{s} = 7$ TeV*, PAS-MUO-10-002.
- [18] CMS collaboration, V. Khachatryan et al., *Measurements of Inclusive W and Z Cross sections in pp Collisions at $\sqrt{s}=7$ TeV*, *JHEP* **01** (2011) 080 [arXiv:1012.2466] [INSPIRE].
- [19] THE LHCb collaboration, R. Aaij et al., *Measurement of b hadron production fractions in 7 TeV pp collisions*, *Phys. Rev. D* **85** (2012) 032008 [arXiv:1111.2357] [INSPIRE].
- [20] PARTICLE DATA GROUP collaboration, K. Nakamura et al., *Review of particle physics*, *J. Phys. G* **37** (2010) 075021 [INSPIRE].
- [21] T. Junk, *Confidence level computation for combining searches with small statistics*, *Nucl. Instrum. Meth. A* **434** (1999) 435 [INSPIRE].
- [22] A.L. Read, *Presentation of search results: The CL(s) technique*, *J. Phys. G* **28** (2002) 2693 [INSPIRE].

The CMS collaboration**Yerevan Physics Institute, Yerevan, Armenia**

S. Chatrchyan, V. Khachatryan, A.M. Sirunyan, A. Tumasyan

Institut für Hochenergiephysik der OeAW, Wien, Austria

W. Adam, T. Bergauer, M. Dragicevic, J. Erö, C. Fabjan, M. Friedl, R. Frühwirth, V.M. Ghete, J. Hammer¹, N. Hörmann, J. Hrubec, M. Jeitler, W. Kiesenhofer, M. Kramer, D. Liko, I. Mikulec, M. Pernicka[†], B. Rahbaran, C. Rohringer, H. Rohringer, R. Schöfbeck, J. Strauss, A. Taurok, P. Wagner, W. Waltenberger, G. Walzel, E. Widl, C.-E. Wulz

National Centre for Particle and High Energy Physics, Minsk, Belarus

V. Mossolov, N. Shumeiko, J. Suarez Gonzalez

Universiteit Antwerpen, Antwerpen, Belgium

S. Bansal, K. Cerny, T. Cornelis, E.A. De Wolf, X. Janssen, S. Luyckx, T. Maes, L. Mucibello, S. Ochesanu, B. Roland, R. Rougny, M. Selvaggi, H. Van Haevermaet, P. Van Mechelen, N. Van Remortel, A. Van Spilbeeck

Vrije Universiteit Brussel, Brussel, Belgium

F. Blekman, S. Blyweert, J. D'Hondt, R. Gonzalez Suarez, A. Kalogeropoulos, M. Maes, A. Olbrechts, W. Van Doninck, P. Van Mulders, G.P. Van Onsem, I. Vilella

Université Libre de Bruxelles, Bruxelles, Belgium

O. Charaf, B. Clerbaux, G. De Lentdecker, V. Dero, A.P.R. Gay, T. Hreus, A. Léonard, P.E. Marage, T. Reis, L. Thomas, C. Vander Velde, P. Vanlaer

Ghent University, Ghent, Belgium

V. Adler, K. Beernaert, A. Cimmino, S. Costantini, G. Garcia, M. Grunewald, B. Klein, J. Lellouch, A. Marinov, J. McCartin, A.A. Ocampo Rios, D. Ryckbosch, N. Strobbe, F. Thyssen, M. Tytgat, L. Vanelderen, P. Verwilligen, S. Walsh, E. Yazgan, N. Zaganidis

Université Catholique de Louvain, Louvain-la-Neuve, Belgium

S. Basesmez, G. Bruno, L. Ceard, C. Delaere, T. du Pree, D. Favart, L. Forthomme, A. Giammanco², J. Hollar, V. Lemaitre, J. Liao, O. Militaru, C. Nuttens, D. Pagano, A. Pin, K. Piotrkowski, N. Schul

Université de Mons, Mons, Belgium

N. Bely, T. Caebergs, E. Daubie, G.H. Hammad

Centro Brasileiro de Pesquisas Fisicas, Rio de Janeiro, Brazil

G.A. Alves, M. Correa Martins Junior, D. De Jesus Damiao, T. Martins, M.E. Pol, M.H.G. Souza

Universidade do Estado do Rio de Janeiro, Rio de Janeiro, Brazil

W.L. Aldá Júnior, W. Carvalho, A. Custódio, E.M. Da Costa, C. De Oliveira Martins, S. Fonseca De Souza, D. Matos Figueiredo, L. Mundim, H. Nogima, V. Oguri, W.L. Prado Da Silva, A. Santoro, S.M. Silva Do Amaral, L. Soares Jorge, A. Sznajder

Instituto de Fisica Teorica, Universidade Estadual Paulista, Sao Paulo, Brazil

C.A. Bernardes³, F.A. Dias⁴, T.R. Fernandez Perez Tomei, E. M. Gregores³, C. Lagana, F. Marinho, P.G. Mercadante³, S.F. Novaes, Sandra S. Padula

Institute for Nuclear Research and Nuclear Energy, Sofia, Bulgaria

V. Genchev¹, P. Iaydjiev¹, S. Piperov, M. Rodozov, S. Stoykova, G. Sultanov, V. Tcholakov, R. Trayanov, M. Vutova

University of Sofia, Sofia, Bulgaria

A. Dimitrov, R. Hadjiiska, V. Kozhuharov, L. Litov, B. Pavlov, P. Petkov

Institute of High Energy Physics, Beijing, China

J.G. Bian, G.M. Chen, H.S. Chen, C.H. Jiang, D. Liang, S. Liang, X. Meng, J. Tao, J. Wang, J. Wang, X. Wang, Z. Wang, H. Xiao, M. Xu, J. Zang, Z. Zhang

State Key Lab. of Nucl. Phys. and Tech., Peking University, Beijing, China

C. Asawatangtrakuldee, Y. Ban, S. Guo, Y. Guo, W. Li, S. Liu, Y. Mao, S.J. Qian, H. Teng, S. Wang, B. Zhu, W. Zou

Universidad de Los Andes, Bogota, Colombia

C. Avila, B. Gomez Moreno, A.F. Osorio Oliveros, J.C. Sanabria

Technical University of Split, Split, Croatia

N. Godinovic, D. Lelas, R. Plestina⁵, D. Polic, I. Puljak¹

University of Split, Split, Croatia

Z. Antunovic, M. Kovac

Institute Rudjer Boskovic, Zagreb, Croatia

V. Brigljevic, S. Duric, K. Kadija, J. Luetic, S. Morovic

University of Cyprus, Nicosia, Cyprus

A. Attikis, M. Galanti, G. Mavromanolakis, J. Mousa, C. Nicolaou, F. Ptochos, P.A. Razis

Charles University, Prague, Czech Republic

M. Finger, M. Finger Jr.

Academy of Scientific Research and Technology of the Arab Republic of Egypt, Egyptian Network of High Energy Physics, Cairo, Egypt

Y. Assran⁶, S. Elgammal⁷, A. Ellithi Kamel⁸, S. Khalil⁷, M.A. Mahmoud⁹, A. Radi^{10,11}

National Institute of Chemical Physics and Biophysics, Tallinn, Estonia

M. Kadastik, M. Müntel, M. Raidal, L. Rebane, A. Tiko

Department of Physics, University of Helsinki, Helsinki, Finland

V. Azzolini, P. Eerola, G. Fedi, M. Voutilainen

Helsinki Institute of Physics, Helsinki, Finland

J. Härkönen, A. Heikkinen, V. Karimäki, R. Kinnunen, M.J. Kortelainen, T. Lampén, K. Lassila-Perini, S. Lehti, T. Lindén, P. Luukka, T. Mäenpää, T. Peltola, E. Tuominen, J. Tuominiemi, E. Tuovinen, D. Ungaro, L. Wendland

Lappeenranta University of Technology, Lappeenranta, Finland

K. Banzuzi, A. Korpela, T. Tuuva

DSM/IRFU, CEA/Saclay, Gif-sur-Yvette, France

M. Besancon, S. Choudhury, M. Dejardin, D. Denegri, B. Fabbro, J.L. Faure, F. Ferri, S. Ganjour, A. Givernaud, P. Gras, G. Hamel de Monchenault, P. Jarry, E. Locci, J. Malcles, L. Millischer, A. Nayak, J. Rander, A. Rosowsky, I. Shreyber, M. Titov

Laboratoire Leprince-Ringuet, Ecole Polytechnique, IN2P3-CNRS, Palaiseau, FranceS. Baffioni, F. Beaudette, L. Benhabib, L. Bianchini, M. Bluj¹², C. Broutin, P. Busson, C. Charlot, N. Daci, T. Dahms, L. Dobrzynski, R. Granier de Cassagnac, M. Haguenaer, P. Miné, C. Mironov, C. Ochando, P. Paganini, D. Sabes, R. Salerno, Y. Sirois, C. Veelken, A. Zabi**Institut Pluridisciplinaire Hubert Curien, Université de Strasbourg, Université de Haute Alsace Mulhouse, CNRS/IN2P3, Strasbourg, France**J.-L. Agram¹³, J. Andrea, D. Bloch, D. Bodin, J.-M. Brom, M. Cardaci, E.C. Chabert, C. Collard, E. Conte¹³, F. Drouhin¹³, C. Ferro, J.-C. Fontaine¹³, D. Gelé, U. Goerlach, P. Juillot, M. Karim¹³, A.-C. Le Bihan, P. Van Hove**Centre de Calcul de l'Institut National de Physique Nucleaire et de Physique des Particules (IN2P3), Villeurbanne, France**

F. Fassi, D. Mercier

Université de Lyon, Université Claude Bernard Lyon 1, CNRS-IN2P3, Institut de Physique Nucléaire de Lyon, Villeurbanne, FranceS. Beauceron, N. Beaupere, O. Bondu, G. Boudoul, H. Brun, J. Chasserat, R. Chierici¹, D. Contardo, P. Depasse, H. El Mamouni, J. Fay, S. Gascon, M. Gouzevitch, B. Ille, T. Kurca, M. Lethuillier, L. Mirabito, S. Perries, V. Sordini, S. Tosi, Y. Tschudi, P. Verdier, S. Viret**Institute of High Energy Physics and Informatization, Tbilisi State University, Tbilisi, Georgia**Z. Tsamalaidze¹⁴**RWTH Aachen University, I. Physikalisches Institut, Aachen, Germany**G. Anagnostou, S. Beranek, M. Edelhoff, L. Feld, N. Heracleous, O. Hindrichs, R. Jussen, K. Klein, J. Merz, A. Ostapchuk, A. Perieanu, F. Raupach, J. Sammet, S. Schael, D. Sprenger, H. Weber, B. Wittmer, V. Zhukov¹⁵**RWTH Aachen University, III. Physikalisches Institut A, Aachen, Germany**M. Ata, J. Caudron, E. Dietz-Laursonn, D. Duchardt, M. Erdmann, R. Fischer, A. Güth, T. Hebbeker, C. Heidemann, K. Hoepfner, T. Klimkovich, D. Klingebiel, P. Kreuzer, D. Lanske[†], J. Lingemann, C. Magass, M. Merschmeyer, A. Meyer, M. Olschewski, P. Pappacz, H. Pieta, H. Reithler, S.A. Schmitz, L. Sonnenschein, J. Steggemann, D. Teyssier, M. Weber

RWTH Aachen University, III. Physikalisches Institut B, Aachen, Germany

M. Bontenackels, V. Cherepanov, M. Davids, G. Flügge, H. Geenen, M. Geisler, W. Haj Ahmad, F. Hoehle, B. Kargoll, T. Kress, Y. Kuessel, A. Linn, A. Nowack, L. Perchalla, O. Pooth, J. Rennefeld, P. Sauerland, A. Stahl

Deutsches Elektronen-Synchrotron, Hamburg, Germany

M. Aldaya Martin, J. Behr, W. Behrenhoff, U. Behrens, M. Bergholz¹⁶, A. Bethani, K. Borras, A. Burgmeier, A. Cakir, L. Calligaris, A. Campbell, E. Castro, F. Costanza, D. Dammann, G. Eckerlin, D. Eckstein, D. Fischer, G. Flucke, A. Geiser, I. Glushkov, S. Habib, J. Hauk, H. Jung¹, M. Kasemann, P. Katsas, C. Kleinwort, H. Kluge, A. Knutsson, M. Krämer, D. Krücker, E. Kuznetsova, W. Lange, W. Lohmann¹⁶, B. Lutz, R. Mankel, I. Marfin, M. Marienfeld, I.-A. Melzer-Pellmann, A.B. Meyer, J. Mnich, A. Mussgiller, S. Naumann-Emme, J. Olzem, H. Perrey, A. Petrukhin, D. Pitzl, A. Raspereza, P.M. Ribeiro Cipriano, C. Riedl, M. Rosin, J. Salfeld-Nebgen, R. Schmidt¹⁶, T. Schoerner-Sadenius, N. Sen, A. Spiridonov, M. Stein, R. Walsh, C. Wissing

University of Hamburg, Hamburg, Germany

C. Autermann, V. Blobel, S. Bobrovskiy, J. Draeger, H. Enderle, J. Erfle, U. Gebbert, M. Görner, T. Hermanns, R.S. Höing, K. Kaschube, G. Kaussen, H. Kirschenmann, R. Klanner, J. Lange, B. Mura, F. Nowak, N. Pietsch, D. Rathjens, C. Sander, H. Schettler, P. Schleper, E. Schlieckau, A. Schmidt, M. Schröder, T. Schum, M. Seidel, H. Stadie, G. Steinbrück, J. Thomsen

Institut für Experimentelle Kernphysik, Karlsruhe, Germany

C. Barth, J. Berger, T. Chwalek, W. De Boer, A. Dierlamm, M. Feindt, M. Guthoff¹, C. Hackstein, F. Hartmann, M. Heinrich, H. Held, K.H. Hoffmann, S. Honc, U. Husemann, I. Katkov¹⁵, J.R. Komaragiri, D. Martschei, S. Mueller, Th. Müller, M. Niegel, A. Nürnberg, O. Oberst, A. Oehler, J. Ott, T. Peiffer, G. Quast, K. Rabbertz, F. Ratnikov, N. Ratnikova, S. Röcker, C. Saout, A. Scheurer, F.-P. Schilling, M. Schmanau, G. Schott, H.J. Simonis, F.M. Stober, D. Troendle, R. Ulrich, J. Wagner-Kuhr, T. Weiler, M. Zeise, E.B. Ziebarth

Institute of Nuclear Physics “Demokritos”, Aghia Paraskevi, Greece

G. Daskalakis, T. Geralis, S. Kesisoglou, A. Kyriakis, D. Loukas, I. Manolakos, A. Markou, C. Markou, C. Mavrommatis, E. Ntomari

University of Athens, Athens, Greece

L. Gouskos, T.J. Mertzimekis, A. Panagiotou, N. Saoulidou

University of Ioánnina, Ioánnina, Greece

I. Evangelou, C. Foudas¹, P. Kokkas, N. Manthos, I. Papadopoulos, V. Patras

KFKI Research Institute for Particle and Nuclear Physics, Budapest, Hungary

G. Bencze, C. Hajdu¹, P. Hidas, D. Horvath¹⁷, K. Krajczar¹⁸, B. Radics, F. Sikler¹, V. Veszpremi, G. Vesztergombi¹⁸

Institute of Nuclear Research ATOMKI, Debrecen, Hungary

N. Beni, S. Czellar, J. Molnar, J. Palinkas, Z. Szillasi

University of Debrecen, Debrecen, Hungary

J. Karancsi, P. Raics, Z.L. Trocsanyi, B. Ujvari

Panjab University, Chandigarh, India

S.B. Beri, V. Bhatnagar, N. Dhingra, R. Gupta, M. Jindal, M. Kaur, J.M. Kohli, M.Z. Mehta, N. Nishu, L.K. Saini, A. Sharma, J. Singh, S.P. Singh

University of Delhi, Delhi, India

S. Ahuja, A. Bhardwaj, B.C. Choudhary, A. Kumar, A. Kumar, S. Malhotra, M. Naimuddin, K. Ranjan, V. Sharma, R.K. Shivpuri

Saha Institute of Nuclear Physics, Kolkata, India

S. Banerjee, S. Bhattacharya, S. Dutta, B. Gomber, Sa. Jain, Sh. Jain, R. Khurana, S. Sarkar

Bhabha Atomic Research Centre, Mumbai, India

A. Abdulsalam, R.K. Choudhury, D. Dutta, S. Kailas, V. Kumar, A.K. Mohanty¹, L.M. Pant, P. Shukla

Tata Institute of Fundamental Research - EHEP, Mumbai, India

T. Aziz, S. Ganguly, M. Guchait¹⁹, M. Maity²⁰, G. Majumder, K. Mazumdar, G.B. Mohanty, B. Parida, K. Sudhakar, N. Wickramage

Tata Institute of Fundamental Research - HECR, Mumbai, India

S. Banerjee, S. Dugad

Institute for Research in Fundamental Sciences (IPM), Tehran, Iran

H. Arfaei, H. Bakhshiansohi²¹, S.M. Etesami²², A. Fahim²¹, M. Hashemi, H. Hesari, A. Jafari²¹, M. Khakzad, A. Mohammadi²³, M. Mohammadi Najafabadi, S. Paktinat Mehdiabadi, B. Safarzadeh²⁴, M. Zeinali²²

INFN Sezione di Bari ^a, Università di Bari ^b, Politecnico di Bari ^c, Bari, Italy

M. Abbrescia^{a,b}, L. Barbone^{a,b}, C. Calabria^{a,b,1}, S.S. Chhibra^{a,b}, A. Colaleo^a, D. Creanza^{a,c}, N. De Filippis^{a,c,1}, M. De Palma^{a,b}, L. Fiore^a, G. Iaselli^{a,c}, L. Lusito^{a,b}, G. Maggi^{a,c}, M. Maggi^a, B. Marangelli^{a,b}, S. My^{a,c}, S. Nuzzo^{a,b}, N. Pacifico^{a,b}, A. Pompili^{a,b}, G. Pugliese^{a,c}, G. Selvaggi^{a,b}, L. Silvestris^a, G. Singh^{a,b}, G. Zito^a

INFN Sezione di Bologna ^a, Università di Bologna ^b, Bologna, Italy

G. Abbiendi^a, A.C. Benvenuti^a, D. Bonacorsi^{a,b}, S. Braibant-Giacomelli^{a,b}, L. Brigliadori^{a,b}, P. Capiluppi^{a,b}, A. Castro^{a,b}, F.R. Cavallo^a, M. Cuffiani^{a,b}, G.M. Dallavalle^a, F. Fabbri^a, A. Fanfani^{a,b}, D. Fasanella^{a,b,1}, P. Giacomelli^a, C. Grandi^a, L. Guiducci, S. Marcellini^a, G. Masetti^a, M. Meneghelli^{a,b,1}, A. Montanari^a, F.L. Navarria^{a,b}, F. Odorici^a, A. Perrotta^a, F. Primavera^{a,b}, A.M. Rossi^{a,b}, T. Rovelli^{a,b}, G. Siroli^{a,b}, R. Travaglini^{a,b}

INFN Sezione di Catania ^a, Università di Catania ^b, Catania, Italy

S. Albergo^{a,b}, G. Cappello^{a,b}, M. Chiorboli^{a,b}, S. Costa^{a,b}, R. Potenza^{a,b}, A. Tricomi^{a,b}, C. Tuve^{a,b}

INFN Sezione di Firenze ^a, Università di Firenze ^b, Firenze, Italy

G. Barbagli^a, V. Ciulli^{a,b}, C. Civinini^a, R. D'Alessandro^{a,b}, E. Focardi^{a,b}, S. Frosali^{a,b}, E. Gallo^a, S. Gonzi^{a,b}, M. Meschini^a, S. Paoletti^a, G. Sguazzoni^a, A. Tropiano^{a,1}

INFN Laboratori Nazionali di Frascati, Frascati, Italy

L. Benussi, S. Bianco, S. Colafranceschi²⁵, F. Fabbri, D. Piccolo

INFN Sezione di Genova, Genova, Italy

P. Fabbriatore, R. Musenich

INFN Sezione di Milano-Bicocca ^a, Università di Milano-Bicocca ^b, Milano, Italy

A. Benaglia^{a,b,1}, F. De Guio^{a,b}, L. Di Matteo^{a,b,1}, S. Fiorendi^{a,b}, S. Gennai^{a,1}, A. Ghezzi^{a,b}, S. Malvezzi^a, R.A. Manzoni^{a,b}, A. Martelli^{a,b}, A. Massironi^{a,b,1}, D. Menasce^a, L. Moroni^a, M. Paganoni^{a,b}, D. Pedrini^a, S. Ragazzi^{a,b}, N. Redaelli^a, S. Sala^a, T. Tabarelli de Fatis^{a,b}

INFN Sezione di Napoli ^a, Università di Napoli “Federico II” ^b, Napoli, Italy

S. Buontempo^a, C.A. Carrillo Montoya^{a,1}, N. Cavallo^{a,26}, A. De Cosa^{a,b,1}, O. Dogangun^{a,b}, F. Fabozzi^{a,26}, A.O.M. Iorio^{a,1}, L. Lista^a, S. Meola^{a,27}, M. Merola^{a,b}, P. Paolucci^{a,1}

INFN Sezione di Padova ^a, Università di Padova ^b, Università di Trento (Trento) ^c, Padova, Italy

P. Azzi^a, N. Bacchetta^{a,1}, P. Bellan^{a,b}, D. Bisello^{a,b}, A. Branca^{a,1}, R. Carlin^{a,b}, P. Checchia^a, T. Dorigo^a, U. Dosselli^a, F. Gasparini^{a,b}, U. Gasparini^{a,b}, A. Gozzelino^a, K. Kanishchev^{a,c}, S. Lacaprara^a, I. Lazzizzera^{a,c}, M. Margoni^{a,b}, A.T. Meneguzzo^{a,b}, M. Nespolo^{a,1}, L. Perrozzi^a, P. Ronchese^{a,b}, F. Simonetto^{a,b}, E. Torassa^a, S. Vanini^{a,b}, P. Zotto^{a,b}, G. Zumerle^{a,b}

INFN Sezione di Pavia ^a, Università di Pavia ^b, Pavia, Italy

M. Gabusi^{a,b}, S.P. Ratti^{a,b}, C. Riccardi^{a,b}, P. Torre^{a,b}, P. Vitulo^{a,b}

INFN Sezione di Perugia ^a, Università di Perugia ^b, Perugia, Italy

M. Biasini^{a,b}, G.M. Bilei^a, L. Fanò^{a,b}, P. Lariccia^{a,b}, A. Lucaroni^{a,b,1}, G. Mantovani^{a,b}, M. Menichelli^a, A. Nappi^{a,b}, F. Romeo^{a,b}, A. Saha, A. Santocchia^{a,b}, S. Taroni^{a,b,1}

INFN Sezione di Pisa ^a, Università di Pisa ^b, Scuola Normale Superiore di Pisa ^c, Pisa, Italy

P. Azzurri^{a,c}, G. Bagliesi^a, T. Boccali^a, G. Broccolo^{a,c}, R. Castaldi^a, R.T. D'Agnolo^{a,c}, R. Dell'Orso^a, F. Fiori^{a,b,1}, L. Foà^{a,c}, A. Giassi^a, A. Kraan^a, F. Ligabue^{a,c}, T. Lomtadze^a, L. Martini^{a,28}, A. Messineo^{a,b}, F. Palla^a, F. Palmonari^a, A. Rizzi^{a,b}, A.T. Serban^a, P. Spagnolo^a, P. Squillacioti^{a,1}, R. Tenchini^a, G. Tonelli^{a,b,1}, A. Venturi^{a,1}, P.G. Verdini^a

INFN Sezione di Roma ^a, Università di Roma “La Sapienza” ^b, Roma, Italy

L. Barone^{a,b}, F. Cavallari^a, D. Del Re^{a,b,1}, M. Diemoz^a, M. Grassi^{a,b,1}, E. Longo^{a,b}, P. Meridiani^{a,1}, F. Micheli^{a,b}, S. Nourbakhsh^{a,b}, G. Organtini^{a,b}, F. Pandolfi^{a,b}, R. Paramatti^a, S. Rahatlou^{a,b}, M. Sigamani^a, L. Soffi^{a,b}

INFN Sezione di Torino ^a, Università di Torino ^b, Università del Piemonte Orientale (Novara) ^c, Torino, Italy

N. Amapane^{a,b}, R. Arcidiacono^{a,c}, S. Argiro^{a,b}, M. Arneodo^{a,c}, C. Biino^a, C. Botta^{a,b}, N. Cartiglia^a, R. Castello^{a,b}, M. Costa^{a,b}, N. Demaria^a, A. Graziano^{a,b}, C. Mariotti^{a,1}, S. Maselli^a, E. Migliore^{a,b}, V. Monaco^{a,b}, M. Musich^{a,1}, M.M. Obertino^{a,c}, N. Pastrone^a, M. Pelliccioni^a, A. Potenza^{a,b}, A. Romero^{a,b}, M. Ruspa^{a,c}, R. Sacchi^{a,b}, V. Sola^{a,b}, A. Solano^{a,b}, A. Staiano^a, A. Vilela Pereira^a

INFN Sezione di Trieste ^a, Università di Trieste ^b, Trieste, Italy

S. Belforte^a, F. Cossutti^a, G. Della Ricca^{a,b}, B. Gobbo^a, M. Marone^{a,b,1}, D. Montanino^{a,b,1}, A. Penzo^a, A. Schizzi^{a,b}

Kangwon National University, Chunchon, Korea

S.G. Heo, T.Y. Kim, S.K. Nam

Kyungpook National University, Daegu, Korea

S. Chang, J. Chung, D.H. Kim, G.N. Kim, D.J. Kong, H. Park, S.R. Ro, D.C. Son, T. Son

Chonnam National University, Institute for Universe and Elementary Particles, Kwangju, Korea

J.Y. Kim, Zero J. Kim, S. Song

Konkuk University, Seoul, Korea

H.Y. Jo

Korea University, Seoul, Korea

S. Choi, D. Gyun, B. Hong, M. Jo, H. Kim, T.J. Kim, K.S. Lee, D.H. Moon, S.K. Park, E. Seo

University of Seoul, Seoul, Korea

M. Choi, S. Kang, H. Kim, J.H. Kim, C. Park, I.C. Park, S. Park, G. Ryu

Sungkyunkwan University, Suwon, Korea

Y. Cho, Y. Choi, Y.K. Choi, J. Goh, M.S. Kim, E. Kwon, B. Lee, J. Lee, S. Lee, H. Seo, I. Yu

Vilnius University, Vilnius, Lithuania

M.J. Bilinskas, I. Grigelionis, M. Janulis, A. Juodagalvis

Centro de Investigacion y de Estudios Avanzados del IPN, Mexico City, Mexico

H. Castilla-Valdez, E. De La Cruz-Burelo, I. Heredia-de La Cruz, R. Lopez-Fernandez, R. Magaña Villalba, J. Martínez-Ortega, A. Sánchez-Hernández, L.M. Villasenor-Cendejas

Universidad Iberoamericana, Mexico City, Mexico

S. Carrillo Moreno, F. Vazquez Valencia

Benemerita Universidad Autonoma de Puebla, Puebla, Mexico

H.A. Salazar Ibarguen

Universidad Autónoma de San Luis Potosí, San Luis Potosí, Mexico

E. Casimiro Linares, A. Morelos Pineda, M.A. Reyes-Santos

University of Auckland, Auckland, New Zealand

D. Krofcheck

University of Canterbury, Christchurch, New Zealand

A.J. Bell, P.H. Butler, R. Doesburg, S. Reucroft, H. Silverwood

National Centre for Physics, Quaid-I-Azam University, Islamabad, Pakistan

M. Ahmad, M.I. Asghar, H.R. Hoorani, S. Khalid, W.A. Khan, T. Khurshid, S. Qazi, M.A. Shah, M. Shoaib

Institute of Experimental Physics, Faculty of Physics, University of Warsaw, Warsaw, Poland

G. Brona, K. Bunkowski, M. Cwiok, W. Dominik, K. Doroba, A. Kalinowski, M. Konecki, J. Krolikowski

Soltan Institute for Nuclear Studies, Warsaw, Poland

H. Bialkowska, B. Boimska, T. Frueboes, R. Gokieli, M. Górski, M. Kazana, K. Nawrocki, K. Romanowska-Rybinska, M. Szleper, G. Wrochna, P. Zalewski

Laboratório de Instrumentação e Física Experimental de Partículas, Lisboa, Portugal

N. Almeida, P. Bargassa, A. David, P. Faccioli, P.G. Ferreira Parracho, M. Gallinaro, J. Seixas, J. Varela, P. Vischia

Joint Institute for Nuclear Research, Dubna, Russia

I. Belotelov, P. Bunin, M. Gavrilenko, I. Golutvin, I. Gorbunov, A. Kamenev, V. Karjavin, G. Kozlov, A. Lanev, A. Malakhov, P. Moisenz, V. Palichik, V. Pereygin, S. Shmatov, V. Smirnov, A. Volodko, A. Zarubin

Petersburg Nuclear Physics Institute, Gatchina (St Petersburg), Russia

S. Evstyukhin, V. Golovtsov, Y. Ivanov, V. Kim, P. Levchenko, V. Murzin, V. Oreshkin, I. Smirnov, V. Sulimov, L. Uvarov, S. Vavilov, A. Vorobyev, An. Vorobyev

Institute for Nuclear Research, Moscow, Russia

Yu. Andreev, A. Dermenev, S. Gninenko, N. Golubev, M. Kirsanov, N. Krasnikov, V. Matveev, A. Pashenkov, D. Tlisov, A. Toropin

Institute for Theoretical and Experimental Physics, Moscow, RussiaV. Epshteyn, M. Erofeeva, V. Gavrilo, M. Kossov¹, N. Lychkovskaya, V. Popov, G. Safronov, S. Semenov, V. Stolin, E. Vlasov, A. Zhokin**Moscow State University, Moscow, Russia**A. Belyaev, E. Boos, M. Dubinin⁴, L. Dudko, A. Ershov, A. Gribushin, V. Klyukhin, O. Kodolova, I. Lokhtin, A. Markina, S. Obraztsov, M. Perfilov, S. Petrushanko, L. Sarycheva[†], V. Savrin, A. Snigirev

P.N. Lebedev Physical Institute, Moscow, Russia

V. Andreev, M. Azarkin, I. Dremin, M. Kirakosyan, A. Leonidov, G. Mesyats, S.V. Rusakov, A. Vinogradov

State Research Center of Russian Federation, Institute for High Energy Physics, Protvino, Russia

I. Azhgirey, I. Bayshev, S. Bitiukov, V. Grishin¹, V. Kachanov, D. Konstantinov, A. Korablev, V. Krychkine, V. Petrov, R. Ryutin, A. Sobol, L. Tourtchanovitch, S. Troshin, N. Tyurin, A. Uzunian, A. Volkov

University of Belgrade, Faculty of Physics and Vinca Institute of Nuclear Sciences, Belgrade, Serbia

P. Adzic²⁹, M. Djordjevic, M. Ekmedzic, D. Krpic²⁹, J. Milosevic

Centro de Investigaciones Energéticas Medioambientales y Tecnológicas (CIEMAT), Madrid, Spain

M. Aguilar-Benitez, J. Alcaraz Maestre, P. Arce, C. Battilana, E. Calvo, M. Cerrada, M. Chamizo Llatas, N. Colino, B. De La Cruz, A. Delgado Peris, C. Diez Pardos, D. Domínguez Vázquez, C. Fernandez Bedoya, J.P. Fernández Ramos, A. Ferrando, J. Flix, M.C. Fouz, P. Garcia-Abia, O. Gonzalez Lopez, S. Goy Lopez, J.M. Hernandez, M.I. Josa, G. Merino, J. Puerta Pelayo, A. Quintario Olmeda, I. Redondo, L. Romero, J. Santaolalla, M.S. Soares, C. Willmott

Universidad Autónoma de Madrid, Madrid, Spain

C. Albajar, G. Codispoti, J.F. de Trocóniz

Universidad de Oviedo, Oviedo, Spain

J. Cuevas, J. Fernandez Menendez, S. Folgueras, I. Gonzalez Caballero, L. Lloret Iglesias, J. Piedra Gomez³⁰, J.M. Vizan Garcia

Instituto de Física de Cantabria (IFCA), CSIC-Universidad de Cantabria, Santander, Spain

J.A. Brochero Cifuentes, I.J. Cabrillo, A. Calderon, S.H. Chuang, J. Duarte Campderros, M. Felcini³¹, M. Fernandez, G. Gomez, J. Gonzalez Sanchez, C. Jorda, P. Lobelle Pardo, A. Lopez Virto, J. Marco, R. Marco, C. Martinez Rivero, F. Matorras, F.J. Munoz Sanchez, T. Rodrigo, A.Y. Rodríguez-Marrero, A. Ruiz-Jimeno, L. Scodellaro, M. Sobron Sanudo, I. Vila, R. Vilar Cortabitarte

CERN, European Organization for Nuclear Research, Geneva, Switzerland

D. Abbaneo, E. Auffray, G. Auzinger, P. Baillon, A.H. Ball, D. Barney, C. Bernet⁵, G. Bianchi, P. Bloch, A. Bocci, A. Bonato, H. Breuker, T. Camporesi, G. Cerminara, T. Christiansen, J.A. Coarasa Perez, D. D'Enterria, A. De Roeck, S. Di Guida, M. Dobson, N. Dupont-Sagorin, A. Elliott-Peisert, B. Frisch, W. Funk, G. Georgiou, M. Giffels, D. Gigi, K. Gill, D. Giordano, M. Giunta, F. Glege, R. Gomez-Reino Garrido, P. Govoni, S. Gowdy, R. Guida, M. Hansen, P. Harris, C. Hartl, J. Harvey, B. Hegner, A. Hinzmann, V. Innocente, P. Janot, K. Kaadze, E. Karavakis, K. Kousouris, P. Lecoq, Y.-J. Lee, P. Lenzi, C. Lourenco, T. Mäki, M. Malberti, L. Malgeri, M. Mannelli, L. Masetti,

F. Meijers, S. Mersi, E. Meschi, R. Moser, M.U. Mozer, M. Mulders, P. Musella, E. Nesvold, M. Nguyen, T. Orimoto, L. Orsini, E. Palencia Cortezon, E. Perez, A. Petrilli, A. Pfeiffer, M. Pierini, M. Pimiä, D. Piparo, G. Polese, L. Quertenmont, A. Racz, W. Reece, J. Rodrigues Antunes, G. Rolandi³², T. Rommerskirchen, C. Rovelli³³, M. Rovere, H. Sakulin, F. Santanastasio, C. Schäfer, C. Schwick, I. Segoni, S. Sekmen, A. Sharma, P. Siegrist, P. Silva, M. Simon, P. Sphicas³⁴, D. Spiga, M. Spiropulu⁴, M. Stoye, A. Tsirou, G.I. Veres¹⁸, J.R. Vlimant, H.K. Wöhri, S.D. Worm³⁵, W.D. Zeuner

Paul Scherrer Institut, Villigen, Switzerland

W. Bertl, K. Deiters, W. Erdmann, K. Gabathuler, R. Horisberger, Q. Ingram, H.C. Kaestli, S. König, D. Kotlinski, U. Langenegger, F. Meier, D. Renker, T. Rohe, J. Sibille³⁶

Institute for Particle Physics, ETH Zurich, Zurich, Switzerland

L. Bäni, P. Bortignon, M.A. Buchmann, B. Casal, N. Chanon, Z. Chen, A. Deisher, G. Dissertori, M. Dittmar, M. Dünser, J. Eugster, K. Freudenreich, C. Grab, D. Hits, P. Lecomte, W. Lustermann, A.C. Marini, P. Martinez Ruiz del Arbol, N. Mohr, F. Moortgat, C. Nägeli³⁷, P. Nef, F. Nessi-Tedaldi, L. Pape, F. Pauss, M. Peruzzi, F.J. Ronga, M. Rossini, L. Sala, A.K. Sanchez, A. Starodumov³⁸, B. Stieger, M. Takahashi, L. Tauscher[†], A. Thea, K. Theofilatos, D. Treille, C. Urscheler, R. Wallny, H.A. Weber, L. Wehrli

Universität Zürich, Zurich, Switzerland

E. Aguilo, C. Amsler, V. Chiochia, S. De Visscher, C. Favaro, M. Ivova Rikova, B. Millan Mejias, P. Otiougova, P. Robmann, H. Snoek, S. Tupputi, M. Verzetti

National Central University, Chung-Li, Taiwan

Y.H. Chang, K.H. Chen, C.M. Kuo, S.W. Li, W. Lin, Z.K. Liu, Y.J. Lu, D. Mekterovic, A.P. Singh, R. Volpe, S.S. Yu

National Taiwan University (NTU), Taipei, Taiwan

P. Bartalini, P. Chang, Y.H. Chang, Y.W. Chang, Y. Chao, K.F. Chen, C. Dietz, U. Grundler, W.-S. Hou, Y. Hsiung, K.Y. Kao, Y.J. Lei, R.-S. Lu, D. Majumder, E. Petrakou, X. Shi, J.G. Shiu, Y.M. Tzeng, M. Wang

Cukurova University, Adana, Turkey

A. Adiguzel, M.N. Bakirci³⁹, S. Cerci⁴⁰, C. Dozen, I. Dumanoglu, E. Eskut, S. Girgis, G. Gokbulut, E. Gurpinar, I. Hos, E.E. Kangal, G. Karapinar, A. Kayis Topaksu, G. Onengut, K. Ozdemir, S. Ozturk⁴¹, A. Polatoz, K. Sogut⁴², D. Sunar Cerci⁴⁰, B. Tali⁴⁰, H. Topakli³⁹, L.N. Vergili, M. Vergili

Middle East Technical University, Physics Department, Ankara, Turkey

I.V. Akin, T. Aliev, B. Bilin, S. Bilmis, M. Deniz, H. Gamsizkan, A.M. Guler, K. Ocalan, A. Ozpineci, M. Serin, R. Sever, U.E. Surat, M. Yalvac, E. Yildirim, M. Zeyrek

Bogazici University, Istanbul, Turkey

E. Gülmez, B. Isildak, M. Kaya⁴³, O. Kaya⁴³, S. Ozkorucuklu⁴⁴, N. Sonmez⁴⁵

Istanbul Technical University, Istanbul, Turkey

K. Cankocak

**National Scientific Center, Kharkov Institute of Physics and Technology,
Kharkov, Ukraine**

L. Levchuk

University of Bristol, Bristol, United Kingdom

F. Bostock, J.J. Brooke, E. Clement, D. Cussans, H. Flacher, R. Frazier, J. Goldstein, M. Grimes, G.P. Heath, H.F. Heath, L. Kreczko, S. Metson, D.M. Newbold³⁵, K. Nirunpong, A. Poll, S. Senkin, V.J. Smith, T. Williams

Rutherford Appleton Laboratory, Didcot, United Kingdom

L. Basso⁴⁶, K.W. Bell, A. Belyaev⁴⁶, C. Brew, R.M. Brown, D.J.A. Cockerill, J.A. Coughlan, K. Harder, S. Harper, J. Jackson, B.W. Kennedy, E. Olaiya, D. Petyt, B.C. Radburn-Smith, C.H. Shepherd-Themistocleous, I.R. Tomalin, W.J. Womersley

Imperial College, London, United Kingdom

R. Bainbridge, G. Ball, R. Beuselinck, O. Buchmuller, D. Colling, N. Cripps, M. Cutajar, P. Dauncey, G. Davies, M. Della Negra, W. Ferguson, J. Fulcher, D. Futyan, A. Gilbert, A. Guneratne Bryer, G. Hall, Z. Hatherell, J. Hays, G. Iles, M. Jarvis, G. Karapostoli, L. Lyons, A.-M. Magnan, J. Marrouche, B. Mathias, R. Nandi, J. Nash, A. Nikitenko³⁸, A. Papageorgiou, J. Pela¹, M. Pesaresi, K. Petridis, M. Pioppi⁴⁷, D.M. Raymond, S. Rogerson, N. Rompotis, A. Rose, M.J. Ryan, C. Seez, P. Sharp[†], A. Sparrow, A. Tapper, M. Vazquez Acosta, T. Virdee, S. Wakefield, N. Wardle, T. Whyntie

Brunel University, Uxbridge, United Kingdom

M. Barrett, M. Chadwick, J.E. Cole, P.R. Hobson, A. Khan, P. Kyberd, D. Leggat, D. Leslie, W. Martin, I.D. Reid, P. Symonds, L. Teodorescu, M. Turner

Baylor University, Waco, U.S.A.

K. Hatakeyama, H. Liu, T. Scarborough

The University of Alabama, Tuscaloosa, U.S.A.

C. Henderson, P. Rumerio

Boston University, Boston, U.S.A.

A. Avetisyan, T. Bose, C. Fantasia, A. Heister, J. St. John, P. Lawson, D. Lazic, J. Rohlf, D. Sperka, L. Sulak

Brown University, Providence, U.S.A.

J. Alimena, S. Bhattacharya, D. Cutts, A. Ferapontov, U. Heintz, S. Jabeen, G. Kukartsev, G. Landsberg, M. Luk, M. Narain, D. Nguyen, M. Segala, T. Sinthuprasith, T. Speer, K.V. Tsang

University of California, Davis, Davis, U.S.A.

R. Breedon, G. Breto, M. Calderon De La Barca Sanchez, S. Chauhan, M. Chertok, J. Conway, R. Conway, P.T. Cox, J. Dolen, R. Erbacher, M. Gardner, R. Houtz, W. Ko,

A. Kopecky, R. Lander, O. Mall, T. Miceli, R. Nelson, D. Pellett, B. Rutherford, M. Searle, J. Smith, M. Squires, M. Tripathi, R. Vasquez Sierra

University of California, Los Angeles, Los Angeles, U.S.A.

V. Andreev, D. Cline, R. Cousins, J. Duris, S. Erhan, P. Everaerts, C. Farrell, J. Hauser, M. Ignatenko, C. Plager, G. Rakness, P. Schlein[†], J. Tucker, V. Valuev, M. Weber

University of California, Riverside, Riverside, U.S.A.

J. Babb, R. Clare, M.E. Dinardo, J. Ellison, J.W. Gary, F. Giordano, G. Hanson, G.Y. Jeng⁴⁸, H. Liu, O.R. Long, A. Luthra, H. Nguyen, S. Paramesvaran, J. Sturdy, S. Sumowidagdo, R. Wilken, S. Wimpenny

University of California, San Diego, La Jolla, U.S.A.

W. Andrews, J.G. Branson, G.B. Cerati, S. Cittolin, D. Evans, F. Golf, A. Holzner, R. Kelley, M. Lebourgeois, J. Letts, I. Macneill, B. Mangano, J. Muelmenstaedt, S. Padhi, C. Palmer, G. Petrucciani, M. Pieri, M. Sani, V. Sharma, S. Simon, E. Sudano, M. Tadel, Y. Tu, A. Vartak, S. Wasserbaech⁴⁹, F. Würthwein, A. Yagil, J. Yoo

University of California, Santa Barbara, Santa Barbara, U.S.A.

D. Barge, R. Bellan, C. Campagnari, M. D'Alfonso, T. Danielson, K. Flowers, P. Geffert, J. Incandela, C. Justus, P. Kalavase, S.A. Koay, D. Kovalskyi¹, V. Krutelyov, S. Lowette, N. Mccoll, V. Pavlunin, F. Rebassoo, J. Ribnik, J. Richman, R. Rossin, D. Stuart, W. To, C. West

California Institute of Technology, Pasadena, U.S.A.

A. Apresyan, A. Bornheim, Y. Chen, E. Di Marco, J. Duarte, M. Gataullin, Y. Ma, A. Mott, H.B. Newman, C. Rogan, V. Timciuc, P. Traczyk, J. Veverka, R. Wilkinson, Y. Yang, R.Y. Zhu

Carnegie Mellon University, Pittsburgh, U.S.A.

B. Akgun, R. Carroll, T. Ferguson, Y. Iiyama, D.W. Jang, Y.F. Liu, M. Paulini, H. Vogel, I. Vorobiev

University of Colorado at Boulder, Boulder, U.S.A.

J.P. Cumalat, B.R. Drell, C.J. Edelmaier, W.T. Ford, A. Gaz, B. Heyburn, E. Luiggi Lopez, J.G. Smith, K. Stenson, K.A. Ulmer, S.R. Wagner

Cornell University, Ithaca, U.S.A.

L. Agostino, J. Alexander, A. Chatterjee, N. Eggert, L.K. Gibbons, B. Heltsley, W. Hopkins, A. Khukhunaishvili, B. Kreis, N. Mirman, G. Nicolas Kaufman, J.R. Patterson, A. Ryd, E. Salvati, W. Sun, W.D. Teo, J. Thom, J. Thompson, J. Vaughan, Y. Weng, L. Winstrom, P. Wittich

Fairfield University, Fairfield, U.S.A.

D. Winn

Fermi National Accelerator Laboratory, Batavia, U.S.A.

S. Abdullin, M. Albrow, J. Anderson, L.A.T. Bauerdick, A. Beretvas, J. Berryhill, P.C. Bhat, I. Bloch, K. Burkett, J.N. Butler, V. Chetluru, H.W.K. Cheung, F. Chlebana,

V.D. Elvira, I. Fisk, J. Freeman, Y. Gao, D. Green, O. Gutsche, A. Hahn, J. Hanlon, R.M. Harris, J. Hirschauer, B. Hooberman, S. Jindariani, M. Johnson, U. Joshi, B. Kilminster, B. Klima, S. Kunori, S. Kwan, D. Lincoln, R. Lipton, L. Lueking, J. Lykken, K. Maeshima, J.M. Marraffino, S. Maruyama, D. Mason, P. McBride, K. Mishra, S. Mrenna, Y. Musienko⁵⁰, C. Newman-Holmes, V. O'Dell, O. Prokofyev, E. Sexton-Kennedy, S. Sharma, W.J. Spalding, L. Spiegel, P. Tan, L. Taylor, S. Tkaczyk, N.V. Tran, L. Uplegger, E.W. Vaandering, R. Vidal, J. Whitmore, W. Wu, F. Yang, F. Yumiceva, J.C. Yun

University of Florida, Gainesville, U.S.A.

D. Acosta, P. Avery, D. Bourilkov, M. Chen, S. Das, M. De Gruttola, G.P. Di Giovanni, D. Dobur, A. Drozdetskiy, R.D. Field, M. Fisher, Y. Fu, I.K. Furic, J. Gartner, J. Hugon, B. Kim, J. Konigsberg, A. Korytov, A. Kropivnitskaya, T. Kypreos, J.F. Low, K. Matchev, P. Milenovic⁵¹, G. Mitselmakher, L. Muniz, R. Remington, A. Rinkevicius, P. Sellers, N. Skhirtladze, M. Snowball, J. Yelton, M. Zakaria

Florida International University, Miami, U.S.A.

V. Gaultney, L.M. Lebolo, S. Linn, P. Markowitz, G. Martinez, J.L. Rodriguez

Florida State University, Tallahassee, U.S.A.

T. Adams, A. Askew, J. Bochenek, J. Chen, B. Diamond, S.V. Gleyzer, J. Haas, S. Hagopian, V. Hagopian, M. Jenkins, K.F. Johnson, H. Prosper, V. Veeraraghavan, M. Weinberg

Florida Institute of Technology, Melbourne, U.S.A.

M.M. Baarmand, B. Dorney, M. Hohlmann, H. Kalakhety, I. Vodopyanov

University of Illinois at Chicago (UIC), Chicago, U.S.A.

M.R. Adams, I.M. Anghel, L. Apanasevich, Y. Bai, V.E. Bazterra, R.R. Betts, J. Callner, R. Cavanaugh, C. Dragoiu, O. Evdokimov, E.J. Garcia-Solis, L. Gauthier, C.E. Gerber, D.J. Hofman, S. Khalatyan, F. Lacroix, M. Malek, C. O'Brien, C. Silkworth, D. Strom, N. Varelas

The University of Iowa, Iowa City, U.S.A.

U. Akgun, E.A. Albayrak, B. Bilki⁵², K. Chung, W. Clarida, F. Duru, S. Griffiths, C.K. Lae, J.-P. Merlo, H. Mermerkaya⁵³, A. Mestvirishvili, A. Moeller, J. Nachtman, C.R. Newsom, E. Norbeck, J. Olson, Y. Onel, F. Ozok, S. Sen, E. Tiras, J. Wetzel, T. Yetkin, K. Yi

Johns Hopkins University, Baltimore, U.S.A.

B.A. Barnett, B. Blumenfeld, S. Bolognesi, D. Fehling, G. Giurgiu, A.V. Gritsan, Z.J. Guo, G. Hu, P. Maksimovic, S. Rappoccio, M. Swartz, A. Whitbeck

The University of Kansas, Lawrence, U.S.A.

P. Baringer, A. Bean, G. Benelli, O. Grachov, R.P. Kenny Iii, M. Murray, D. Noonan, V. Radicci, S. Sanders, R. Stringer, G. Tinti, J.S. Wood, V. Zhukova

Kansas State University, Manhattan, U.S.A.

A.F. Barfuss, T. Bolton, I. Chakaberia, A. Ivanov, S. Khalil, M. Makouski, Y. Maravin, S. Shrestha, I. Svintradze

Lawrence Livermore National Laboratory, Livermore, U.S.A.

J. Gronberg, D. Lange, D. Wright

University of Maryland, College Park, U.S.A.

A. Baden, M. Boutemur, B. Calvert, S.C. Eno, J.A. Gomez, N.J. Hadley, R.G. Kellogg, M. Kirn, T. Kolberg, Y. Lu, M. Marionneau, A.C. Mignerey, K. Pedro, A. Peterman, K. Rossato, A. Skuja, J. Temple, M.B. Tonjes, S.C. Tonwar, E. Twedt

Massachusetts Institute of Technology, Cambridge, U.S.A.

G. Bauer, J. Bendavid, W. Busza, E. Butz, I.A. Cali, M. Chan, V. Dutta, G. Gomez Ceballos, M. Goncharov, K.A. Hahn, Y. Kim, M. Klute, W. Li, P.D. Luckey, T. Ma, S. Nahn, C. Paus, D. Ralph, C. Roland, G. Roland, M. Rudolph, G.S.F. Stephans, F. Stöckli, K. Sumorok, K. Sung, D. Velicanu, E.A. Wenger, R. Wolf, B. Wyslouch, S. Xie, M. Yang, Y. Yilmaz, A.S. Yoon, M. Zanetti

University of Minnesota, Minneapolis, U.S.A.

S.I. Cooper, P. Cushman, B. Dahmes, A. De Benedetti, G. Franzoni, A. Gude, J. Haupt, S.C. Kao, K. Klapoetke, Y. Kubota, J. Mans, N. Pastika, R. Rusack, M. Sasseville, A. Singovsky, N. Tambe, J. Turkewitz

University of Mississippi, University, U.S.A.

L.M. Cremaldi, R. Kroeger, L. Perera, R. Rahmat, D.A. Sanders

University of Nebraska-Lincoln, Lincoln, U.S.A.

E. Avdeeva, K. Bloom, S. Bose, J. Butt, D.R. Claes, A. Dominguez, M. Eads, P. Jindal, J. Keller, I. Kravchenko, J. Lazo-Flores, H. Malbouisson, S. Malik, G.R. Snow

State University of New York at Buffalo, Buffalo, U.S.A.

U. Baur, A. Godshalk, I. Iashvili, S. Jain, A. Kharchilava, A. Kumar, S.P. Shipkowski, K. Smith

Northeastern University, Boston, U.S.A.

G. Alverson, E. Barberis, D. Baumgartel, M. Chasco, J. Haley, D. Trocino, D. Wood, J. Zhang

Northwestern University, Evanston, U.S.A.

A. Anastassov, A. Kubik, N. Mucia, N. Odell, R.A. Ofierzynski, B. Pollack, A. Pozdnyakov, M. Schmitt, S. Stoynev, M. Velasco, S. Won

University of Notre Dame, Notre Dame, U.S.A.

L. Antonelli, D. Berry, A. Brinkerhoff, M. Hildreth, C. Jessop, D.J. Karmgard, J. Kolb, K. Lannon, W. Luo, S. Lynch, N. Marinelli, D.M. Morse, T. Pearson, R. Ruchti, J. Slaunwhite, N. Valls, J. Warchol, M. Wayne, M. Wolf, J. Ziegler

The Ohio State University, Columbus, U.S.A.

B. Bylsma, L.S. Durkin, C. Hill, R. Hughes, P. Killewald, K. Kotov, T.Y. Ling, D. Puigh, M. Rodenburg, C. Vuosalo, G. Williams, B.L. Winer

Princeton University, Princeton, U.S.A.

N. Adam, E. Berry, P. Elmer, D. Gerbaudo, V. Halyo, P. Hebda, J. Hegeman, A. Hunt, E. Laird, D. Lopes Pegna, P. Lujan, D. Marlow, T. Medvedeva, M. Mooney, J. Olsen, P. Piroué, X. Quan, A. Raval, H. Saka, D. Stickland, C. Tully, J.S. Werner, A. Zuranski

University of Puerto Rico, Mayaguez, U.S.A.

J.G. Acosta, X.T. Huang, A. Lopez, H. Mendez, S. Oliveros, J.E. Ramirez Vargas, A. Zatserklyaniy

Purdue University, West Lafayette, U.S.A.

E. Alagoz, V.E. Barnes, D. Benedetti, G. Bolla, D. Bortoletto, M. De Mattia, A. Everett, Z. Hu, M. Jones, O. Koybasi, M. Kress, A.T. Laasanen, N. Leonardo, V. Maroussov, P. Merkel, D.H. Miller, N. Neumeister, I. Shipsey, D. Silvers, A. Svyatkovskiy, M. Vidal Marono, H.D. Yoo, J. Zablocki, Y. Zheng

Purdue University Calumet, Hammond, U.S.A.

S. Guragain, N. Parashar

Rice University, Houston, U.S.A.

A. Adair, C. Boulahouache, V. Cuplov, K.M. Ecklund, F.J.M. Geurts, B.P. Padley, R. Redjimi, J. Roberts, J. Zabel

University of Rochester, Rochester, U.S.A.

B. Betchart, A. Bodek, Y.S. Chung, R. Covarelli, P. de Barbaro, R. Demina, Y. Eshaq, A. Garcia-Bellido, P. Goldenzweig, Y. Gotra, J. Han, A. Harel, S. Korjenevski, D.C. Miner, D. Vishnevskiy, M. Zielinski

The Rockefeller University, New York, U.S.A.

A. Bhatti, R. Ciesielski, L. Demortier, K. Goulianos, G. Lungu, S. Malik, C. Mesropian

Rutgers, the State University of New Jersey, Piscataway, U.S.A.

S. Arora, A. Barker, J.P. Chou, C. Contreras-Campana, E. Contreras-Campana, D. Dugan, D. Ferencek, Y. Gershtein, R. Gray, E. Halkiadakis, D. Hidas, A. Lath, S. Panwalkar, M. Park, R. Patel, V. Rekovic, A. Richards, J. Robles, K. Rose, S. Salur, S. Schnetzer, C. Seitz, S. Somalwar, R. Stone, S. Thomas

University of Tennessee, Knoxville, U.S.A.

G. Cerizza, M. Hollingsworth, S. Spanier, Z.C. Yang, A. York

Texas A&M University, College Station, U.S.A.

R. Eusebi, W. Flanagan, J. Gilmore, T. Kamon⁵⁴, V. Khotilovich, R. Montalvo, I. Osipenkov, Y. Pakhotin, A. Perloff, J. Roe, A. Safonov, T. Sakuma, S. Sengupta, I. Suarez, A. Tatarinov, D. Toback

Texas Tech University, Lubbock, U.S.A.

N. Akchurin, J. Damgov, P.R. Duderov, C. Jeong, K. Kovitanggoon, S.W. Lee, T. Libeiro, Y. Roh, I. Volobouev

Vanderbilt University, Nashville, U.S.A.

E. Appelt, D. Engh, C. Florez, S. Greene, A. Gurrola, W. Johns, P. Kurt, C. Maguire, A. Melo, P. Sheldon, B. Snook, S. Tuo, J. Velkovska

University of Virginia, Charlottesville, U.S.A.

M.W. Arenton, M. Balazs, S. Boutle, B. Cox, B. Francis, J. Goodell, R. Hirosky, A. Ledovskoy, C. Lin, C. Neu, J. Wood, R. Yohay

Wayne State University, Detroit, U.S.A.

S. Gollapinni, R. Harr, P.E. Karchin, C. Kottachchi Kankanamge Don, P. Lamichhane, A. Sakharov

University of Wisconsin, Madison, U.S.A.

M. Anderson, M. Bachtis, D. Belknap, L. Borrello, D. Carlsmith, M. Cepeda, S. Dasu, L. Gray, K.S. Grogg, M. Grothe, R. Hall-Wilton, M. Herndon, A. Hervé, P. Klabbers, J. Klukas, A. Lanaro, C. Lazaridis, J. Leonard, R. Loveless, A. Mohapatra, I. Ojalvo, G.A. Pierro, I. Ross, A. Savin, W.H. Smith, J. Swanson

†: Deceased

- 1: Also at CERN, European Organization for Nuclear Research, Geneva, Switzerland
- 2: Also at National Institute of Chemical Physics and Biophysics, Tallinn, Estonia
- 3: Also at Universidade Federal do ABC, Santo Andre, Brazil
- 4: Also at California Institute of Technology, Pasadena, U.S.A.
- 5: Also at Laboratoire Leprince-Ringuet, Ecole Polytechnique, IN2P3-CNRS, Palaiseau, France
- 6: Also at Suez Canal University, Suez, Egypt
- 7: Also at Zewail City of Science and Technology, Zewail, Egypt
- 8: Also at Cairo University, Cairo, Egypt
- 9: Also at Fayoum University, El-Fayoum, Egypt
- 10: Also at British University, Cairo, Egypt
- 11: Now at Ain Shams University, Cairo, Egypt
- 12: Also at Soltan Institute for Nuclear Studies, Warsaw, Poland
- 13: Also at Université de Haute-Alsace, Mulhouse, France
- 14: Now at Joint Institute for Nuclear Research, Dubna, Russia
- 15: Also at Moscow State University, Moscow, Russia
- 16: Also at Brandenburg University of Technology, Cottbus, Germany
- 17: Also at Institute of Nuclear Research ATOMKI, Debrecen, Hungary
- 18: Also at Eötvös Loránd University, Budapest, Hungary
- 19: Also at Tata Institute of Fundamental Research - HECR, Mumbai, India
- 20: Also at University of Visva-Bharati, Santiniketan, India
- 21: Also at Sharif University of Technology, Tehran, Iran
- 22: Also at Isfahan University of Technology, Isfahan, Iran
- 23: Also at Shiraz University, Shiraz, Iran
- 24: Also at Plasma Physics Research Center, Science and Research Branch, Islamic Azad University, Teheran, Iran

- 25: Also at Facoltà Ingegneria Università di Roma, Roma, Italy
- 26: Also at Università della Basilicata, Potenza, Italy
- 27: Also at Università degli Studi Guglielmo Marconi, Roma, Italy
- 28: Also at Università degli studi di Siena, Siena, Italy
- 29: Also at Faculty of Physics of University of Belgrade, Belgrade, Serbia
- 30: Also at University of Florida, Gainesville, U.S.A.
- 31: Also at University of California, Los Angeles, Los Angeles, U.S.A.
- 32: Also at Scuola Normale e Sezione dell' INFN, Pisa, Italy
- 33: Also at INFN Sezione di Roma; Università di Roma “La Sapienza”, Roma, Italy
- 34: Also at University of Athens, Athens, Greece
- 35: Also at Rutherford Appleton Laboratory, Didcot, United Kingdom
- 36: Also at The University of Kansas, Lawrence, U.S.A.
- 37: Also at Paul Scherrer Institut, Villigen, Switzerland
- 38: Also at Institute for Theoretical and Experimental Physics, Moscow, Russia
- 39: Also at Gaziosmanpasa University, Tokat, Turkey
- 40: Also at Adiyaman University, Adiyaman, Turkey
- 41: Also at The University of Iowa, Iowa City, U.S.A.
- 42: Also at Mersin University, Mersin, Turkey
- 43: Also at Kafkas University, Kars, Turkey
- 44: Also at Suleyman Demirel University, Isparta, Turkey
- 45: Also at Ege University, Izmir, Turkey
- 46: Also at School of Physics and Astronomy, University of Southampton, Southampton, United Kingdom
- 47: Also at INFN Sezione di Perugia; Università di Perugia, Perugia, Italy
- 48: Also at University of Sydney, Sydney, Australia
- 49: Also at Utah Valley University, Orem, U.S.A.
- 50: Also at Institute for Nuclear Research, Moscow, Russia
- 51: Also at University of Belgrade, Faculty of Physics and Vinca Institute of Nuclear Sciences, Belgrade, Serbia
- 52: Also at Argonne National Laboratory, Argonne, U.S.A.
- 53: Also at Erzincan University, Erzincan, Turkey
- 54: Also at Kyungpook National University, Daegu, Korea